



kreon pricelist 2024




Euro version

The mentioned lumen values are the fixture lumen measured at room temperature using standard luminaires with flood optics and white finishes, for CRI90 and 2700K (unless otherwise indicated or not available).

kreon table of content

Light	aplis	4		rokko	290
	aplis in-line	24		side	292
	ato	56		side in-line	298
	ato in-line	58		stripe	304
	cadre	62		up	306
	cana	64		up in-line	314
	diapason	96		wabi	318
	dolma	102			
	down	110	Systems	track systems	322
	down in-line	130			
	erubo	158	Sound	audio	350
	esprit	160			
	fuga	170	Offices		360
	holon	173			
	inline	212			
	inti	218			
	kagi	220			
	lini	232			
	nuit	234			
	onn	251			
	oran	252			
	prologe	264			
	raga	286			
	rei	288			

kreon aplis 40




	Colour	KR-code	Light sources	Base price (EUR excl. VAT)	9527 2700K, CRI95+	9530 3000K, CRI95+	SP Spot (12°)	FL Flood (24°)	WFL Wide flood (38°)	OV Oval (42° + 12°)	Optional accessories
 aplis 40 directional Ø 45 H 80 Glare snoot: incl.	○	KR957731	①	171,00	-	-	-	-	-	■	
	●	KR957732	①	171,00	-	-	-	-	-	■	
 aplis 40 downlight Ø 45 H 80	○	KR957031	②	146,00	-	-	-	-	-	■	
	●	KR957032	②	146,00	-	-	-	-	-	■	
 aplis 40 wallwasher Ø 45 H 80	○	KR957331	③	198,00	-	-	-	-	-	■	
	●	KR957332	③	198,00	-	-	-	-	-	■	

	CRI	CCT	Wattage	Drive current	Fixture lumen
① LED	CRI95+	2700K/3000K	2W	700mA	121lm
			3,2W	1050mA	143lm
② LED	CRI95+	2700K/3000K	2W	700mA	138lm
			3,2W	1050mA	172lm
③ LED	CRI95+	2700K/3000K	2W	700mA	47lm
			3,2W	1050mA	71lm

kreon aplis 40 accessories

	KR-code	Base price (EUR exc. VAT)	
■ Optional accessories			
Plasterkit concrete	<u>KR737602</u>	34,00	Plasterkit for concrete installation
Louvre IP44 (only for downlight)	<u>KR707301</u>	26,00	Louvre IP44, white
	<u>KR707302</u>	26,00	Louvre IP44, black
Driver	<u>KR752730</u>	17,00	LED driver, 700mA, ON/OFF, 3W (IP65)
	<u>KR752633</u>	66,00	LED driver, 700mA, DALI, 10W
	<u>KR772631</u>	57,00	LED driver, 700mA, phase dim, 2,1-9,8W
	<u>KR772632</u>	60,00	LED driver, 700mA, 0/1-10V, 7-12W
	<u>KR772633</u>	66,00	LED driver, 700mA, DALI, 10W
	<u>KR772142</u>	80,00	LED driver, 1050mA, 1-10V, 39W
	<u>KR772443</u>	136,00	LED driver, 1050mA, DALI, 60W
	<u>KR772249</u>	145,00	LED driver, 1050mA, Casambi, 38W (min. 4 modules)



kreon aplis 60

	Colour	KR-code	Light source	Base price (EUR excl. VAT)	9027 2700K, CRI90+	9030 3000K, CRI90+	9040 4000K, CRI90+	TW tunable white, CRI90+	DTW dim-to-warm	SSP superspot (18°)	SP spot (34°)	FL flood (54°)	WFL wide flood (69°)	Required accessories	Optional accessories
 aplis 60 downlight SP & SSP Ø68 D 87 Gear: excl., IP20	○	KR937361	①	206,00	-	-	-	23,00	11,00	-	-		■	■	
	●	KR937362	①	206,00	-	-	-	23,00	11,00	-	-		■	■	
 aplis 60 downlight FL & WFL Ø68 D87 Gear: excl., IP20	○	KR937371	②	206,00	-	-	-	23,00	11,00			-	-	■	■
	●	KR937372	②	206,00	-	-	-	23,00	11,00			-	-	■	■
 aplis 60 wallwasher Ø68 D 92 Gear: excl., IP20	○	KR937561	③	218,00	-	-	-	23,00					■	■	
	●	KR937562	③	218,00	-	-	-	23,00					■	■	

		CRI	CCT	Wattage	Drive current	Fixture lumen
①	LED (SSP)	CRI90+	2700K/3000K/4000K	9,9W	300mA	566lm
	LED (SP)	CRI90+	2700K/3000K/4000K 2700K-5000K	12W 2x12W	300mA	717lm 905lm
②	LED (FL)	CRI90+	2700K/3000K/4000K 2700K-5000K	12W 2x12W	350mA 300mA	1037lm 890lm
	LED (WFL)	CRI90+	2700K/3000K/4000K 2700K-5000K	12W 2x12W	350mA 300mA	1088lm 933lm
③	LED (WW)	CRI90+	2700K/3000K/4000K	9,9W	300mA	807lm

	KR-code	Base price (EUR excl. VAT)	
■ Optional accessories			
Plasterkit concrete	<u>KR737372</u>	31,00	Plasterkit for concrete installation
Driver 300mA for SSP, SP & wallwasher ①	<u>KR747464</u>	42,00	LED driver, 300mA, ON/OFF, 16W
	<u>KR747562</u>	64,00	LED driver, 300mA, 1-10V, 15W
	<u>KR747666</u>	76,00	LED driver, 300mA, DALI, 16W (suitable for dim-to-warm)
	<u>KR772209</u>	145,00	LED driver, 300mA, Casambi, 16W (suitable for dim-to-warm)
Driver 350mA for FL & WFL ②	<u>KR747064</u>	42,00	LED driver, 350mA, ON/OFF, 18W
	<u>KR747162</u>	64,00	LED driver, 350mA, 1-10V, 18W
Driver 350mA (dim-to-warm)	<u>KR747267</u>	76,00	LED driver, 350mA, DALI, 3,5-17W, dim-to-warm
	<u>KR772219</u>	145,00	LED driver, 350mA, Casambi, 18,5W (suitable for dim-to-warm)
Driver (tunable white)	<u>KR747766</u>	134,00	LED driver, 300mA, DALI-2 DT8, 2x0,6-16,5W, tunable white
	<u>KR747866</u>	116,00	LED driver, 280mA, DALI-2 DT8, 2x1-11,2W, tunable white


kreon aplis 80

	Colour	KR-code	Light sources	Base price (EUR excl. VAT)	9027 2700K, CRI90+	9030 3000K, CRI90+	9040 4000K, CRI90+	TW tunable white, CRI90+	DTW dim-to-warm, CRI97+	SSP spot (18°)	SP spot (35°)	FL flood (52°)	Optional accessories
 aplis 80 HE directional SP & SSP Ⓢ Ø 90 H 120 Ⓢ Gear: excl., IP40	○	<u>KR937021</u>	①	290,00	-	-	-	23,00	11,00	-	-	-	■
	●	<u>KR937022</u>	①	290,00	-	-	-	23,00	11,00	-	-	-	■
 aplis 80 HE directional FL Ⓢ Ø 90 H 120 Ⓢ Gear: excl., IP40	○	<u>KR937121</u>	②	290,00	-	-	-	23,00	11,00	-	-	-	■
	●	<u>KR937122</u>	②	290,00	-	-	-	23,00	11,00	-	-	-	■

		CRI	CCT	Wattage	Drive current	Fixture lumen
①	LED (SSP)	CRI90+	2700K/3000K/4000K	9,9W	300mA	500lm
	LED (SP)	CRI90+	2700K/3000K/4000K	9,9W	300mA	736lm
		CRI90+	TW 2700K-5000K	2x12W	300mA	820-1055lm
		CRI97+	DTW 1800K-3000K	12,6W	350mA	726lm
②	LED (FL)	CRI90+	2700K/3000K/4000K	12W	350mA	995lm
		CRI90+	TW 2700K-5000K	2x12W	300mA	914-1172lm
		CRI97+	DTW 1800K-3000K	12,6W	350mA	823lm

	KR-code	Base price (EUR excl. VAT)	
■ Optional accessories			
Plasterkit concrete	<u>KR737372</u>	31,00	Plasterkit for concrete installation
Driver 300mA for SSP & SP	<u>KR747464</u>	42,00	LED driver, 300mA, ON/OFF, 16W
	<u>KR747562</u>	64,00	LED driver, 300mA, 1-10V, 15W
	<u>KR747666</u>	76,00	LED driver, 300mA, DALI, 16W (suitable for dim-to-warm)
	<u>KR772209</u>	145,00	LED driver, 300mA, Casambi, 16W (suitable for dim-to-warm)
Driver 350mA for FL & WFL	<u>KR747064</u>	42,00	LED driver, 350mA, ON/OFF, 18W
	<u>KR747162</u>	64,00	LED driver, 350mA, 1-10V, 18W
Driver 350mA (dim-to-warm)	<u>KR747267</u>	76,00	LED driver, 350mA, DALI, 3,5-17W, dim-to-warm
	<u>KR772219</u>	145,00	LED driver, 350mA, Casambi, 18,5W (suitable for dim-to-warm)
Driver (tunable white)	<u>KR747766</u>	134,00	LED driver, 300mA, DALI-2 DT8, 2x0,6-16,5W, tunable white
	<u>KR747866</u>	116,00	LED driver, 280mA, DALI-2 DT8, 2x1-11,2W, tunable white




kreon aplis 80

		Colour	KR-code	Light sources	Base price (EUR excl. VAT)	9027 2700K, CRI90+	9030 3000K, CRI90+	9040 4000K, CRI90+	TW tunable white	DTW dim-to-warm, CRI97+	Optional accessories
 aplis 80 HE wallwasher Ø 90 H 92 Gear: excl., IP40	○	<u>KR937421</u>	①		329,00	–	–	–	23,00	11,00	■
	●	<u>KR937422</u>	①		329,00	–	–	–	23,00	11,00	■

	CRI	CCT	Wattage	Drive current	Fixture lumen
① LED (WW)	CRI90+	2700K/3000K/4000K	9,9W	300mA	807lm
	CRI90+	TW 2700K-5000K	2x12W	300mA	837lm-1111lm





	KR-code	Base price (EUR excl. VAT)	
■ Optional accessories			
Plasterkit concrete	<u>KR737372</u>	31,00	Plasterkit for concrete installation
Driver 300mA for wallwasher	<u>KR747464</u>	42,00	LED driver, 300mA, ON/OFF, 16W
	<u>KR747562</u>	64,00	LED driver, 300mA, 1-10V, 15W
	<u>KR747666</u>	76,00	LED driver, 300mA, DALI, 16W (suitable for dim-to-warm)
	<u>KR772209</u>	145,00	LED driver, 300mA, Casambi, 16W (suitable for dim-to-warm)
Driver (tunable white)	<u>KR747766</u>	134,00	LED driver, 300mA, DALI-2 DT8, 2x16,5W, tunable white
	<u>KR747866</u>	116,00	LED driver, 280mA, DALI-2 DT8, 20W, tunable white

kreon aplis 80

	Colour	KR-code	Light sources	Base price (EUR excl. VAT)	9527 2700K, CRI95+	9530 3000K, CRI95+	9540 4000K, CRI95+	SP Spot (18°)	FL Flood (28°)	WFL Wide flood (38°)	Optional accessories
 aplis 80 directional LED Ⓞ Ø 90 H 120 Ⓢ Filter holder: incl., glare snoot: incl.	○	<u>KR937931</u>	①	252,00	-	-	-	-	-	-	■
	●	<u>KR937932</u>	①	252,00	-	-	-	-	-	-	■
 aplis 80 directional LED MR16 Ⓞ Ø 90 H 110 Ⓢ Filter holder: incl., lamp: excl.	○	<u>KR937801</u>	②	105,00							■
	●	<u>KR937802</u>	②	105,00							■
 aplis 80 directional LED PAR16 Ⓞ Ø 90 H 125 □ Filter holder: incl., lamp: excl.	○	<u>KR937841</u>	③	105,00							■
	●	<u>KR937842</u>	③	105,00							■

	CRI	CCT	Voltage	Wattage	Drive current	Fixture lumen
① LED	CRI95+	2700K/3000K/4000K		11,9W	350mA	665lm
② LED MR16			12V	15W		
③ LED PAR16			230V	15W		



	KR-code	Base price (EUR exc. VAT)	
■ Optional accessories			
Plasterkit concrete	<u>KR737702</u>	36,00	Plasterkit for concrete installation
Lenses	<u>KR704100</u>	27,00	Sculpture lens
	<u>KR704200</u>	27,00	Diffusing lens
	<u>KR772342</u>	30,00	Anti-glare louvre
Driver	<u>KR747064</u>	42,00	LED driver, 350mA, ON/OFF, 0,7-19W
	<u>KR752743</u>	73,00	LED driver, 350mA, phase dim, 0,7-17W
	<u>KR747162</u>	64,00	LED driver, 350mA, 1-10V, 6-18W
	<u>KR747266</u>	76,00	LED driver, 350mA, DALI, 3,5-17W
	<u>KR772219</u>	145,00	LED driver, 350mA, Casambi, 3,5-18,5W

	Colour	KR-code	Light sources	Base price (EUR excl. VAT)	9027			9030			9040			Optional accessories
					2700K, CRI90+	3000K, CRI90+	4000K, CRI90+	2700K, CRI98+	3000K, CRI98+	4000K, CRI98+	2700K, CRI98+	3000K, CRI98+	4000K, CRI98+	
 aplis 80 downlight LED Ⓞ Ø 90 H 100 Ⓢ Wide flood reflector (38°): incl.	○	<u>KR937031</u>	①	228,00	-	-	-	-	-	-	-	■		
	●	<u>KR937032</u>	①	228,00	-	-	-	-	-	-	-	-	■	
 aplis 80 downlight LED MR16 Ⓞ Ø 90 H 110 Ⓢ Lamp: excl.	○	<u>KR937231</u>	②	105,00	-	-	-	-	-	-	-	■		
	●	<u>KR937232</u>	②	105,00	-	-	-	-	-	-	-	-	■	
 aplis 80 downlight LED PAR16 Ⓞ Ø 90 H 130 Ⓢ Lamp: excl.	○	<u>KR937251</u>	③	105,00	-	-	-	-	-	-	-	■		
	●	<u>KR937252</u>	③	105,00	-	-	-	-	-	-	-	-	■	
 aplis 80 wallwasher LED Ⓞ Ø 90 H 100 Ⓢ Wallwash reflector: incl.	●	<u>KR937332</u>	④	328,00	-	-	-	28,00	28,00	28,00	-	■		

	CRI	CCT	Voltage	Wattage	Drive current	Fixture lumen
① LED	CRI90+	2700K/3000K/4000K		11,4W	700mA	985lm
	CRI98+	2700K/3000K/4000K		9,2W	500mA	731lm
② LED MR16			12V	15W		
③ LED PAR16			230V	15W		
④ LED	CRI90+	2700K/3000K/4000K		11,4W	700mA	509lm



	KR-code	Base price (EUR exc. VAT)	
■ Optional accessories			
Plasterkit concrete	<u>KR737702</u>	36,00	Plasterkit for concrete installation
Louvre IP44 (only for downlight)	<u>KR717306</u>	31,00	Louvre IP44, white
	<u>KR717302</u>	31,00	Louvre IP44, black
Driver	<u>KR772034</u>	42,00	LED driver, 700mA, ON/OFF, 20W,
	<u>KR772232</u>	64,00	LED driver, 700mA, 1-10V, 20W
	<u>KR772236</u>	76,00	LED driver, 700mA, DALI, 18W
	<u>KR772430</u>	37,00	LED driver, 700mA, phase dim, 25W
	<u>KR772931</u>	32,00	LED driver, 700mA, phase dim, 14W
	<u>KR772239</u>	145,00	LED driver, 700mA, Casambi, 36W

kreon aplis 120

	Colour	KR-code	Light sources	Base price (EUR excl. VAT)	2700K, CRI90+			3000K, CRI90+			4000K, CRI90+			SP Spot (12°)	FL Flood (28°)	WFL Wide flood (34°)	Optional accessories
					9027	9030	9040	9827	9830	9840	9827	9830	9840				
 aplis 120 directional ⊙ ∅ 128 H 140 Filter holder: incl., glare snoot: incl.	○	KR957931	①	363,00	-	-	-	28,00	28,00	28,00	-	17,00	17,00	■			
	●	KR957932	①	363,00	-	-	-	28,00	28,00	28,00	-	17,00	17,00	■			
 aplis 120 downlight low output ⊙ ∅ 128 H 110	○	KR957231	②	312,00	-	-	-	28,00	28,00	28,00	-	-	-	■			
	●	KR957232	②	312,00	-	-	-	28,00	28,00	28,00	-	-	-	■			
 aplis 120 downlight high output ⊙ ∅ 128 H 130	○	KR957241	③	312,00	-	-	-	28,00	28,00	28,00	-	-	-	■			
	●	KR957242	③	312,00	-	-	-	28,00	28,00	28,00	-	-	-	■			


			CRI	CCT	Wattage	Drive current	Fixture lumen
①	LED	SP	CRI90+	2700K/3000K/4000K	15,6W	700mA	800lm
			CRI98+	2700K/3000K/4000K	15,2W	700mA	573lm
	FL&WFL	CRI90+	2700K/3000K/4000K	17,1W	700mA	987lm	
		CRI98+	2700K/3000K/4000K	12,9W	700mA	691lm	
②	LED	SP	CRI90+	2700K/3000K/4000K	15,6W	700mA	1004lm
			CRI98+	2700K/3000K/4000K	15,2W	700mA	839lm
	FL&WFL	CRI90+	2700K/3000K/4000K	17,1W	700mA	1609lm	
		CRI98+	2700K/3000K/4000K	12,9W	700mA	1127lm	
③	LED		CRI90+	2700K/3000K/4000K	25,7W	1050mA	2697lm
			CRI98+	2700K/3000K/4000K	20W	1050mA	1605lm

	KR-code	Base price (EUR excl. VAT)	
■ Optional accessories			
Plasterkit concrete	<u>KR737612</u>	41,00	Plasterkit for concrete installation
Louvre IP44 (only for downlight)	<u>KR707406</u>	39,00	Louvre IP44, white
	<u>KR707402</u>	39,00	Louvre IP44, black
Lenses (only for directional)	<u>KR750100</u>	28,00	Sculpture lens
	<u>KR750200</u>	28,00	Diffusing lens
	<u>KR750800</u>	38,00	Softening lens
Driver	<u>KR772034</u>	42,00	LED driver, 700mA, ON/OFF, 1,4-20W
	<u>KR772232</u>	64,00	LED driver, 700mA, 1-10V, 1,4-20W
	<u>KR772236</u>	76,00	LED driver, 700mA, DALI, 5,5-18W
	<u>KR772430</u>	37,00	LED driver, 700mA, phase dim, 13-25W
	<u>KR772239</u>	145,00	LED driver, 700mA, Casambi, 7-36W
	<u>KR772140</u>	53,00	LED driver, 1050mA, ON/OFF, 19-42W
	<u>KR772142</u>	80,00	LED driver, 1050mA, 1-10V, 1-39W
	<u>KR772143</u>	90,00	LED driver, 1050mA, DALI, 16-35W
	<u>KR772249</u>	145,00	LED driver, 1050mA, Casambi, 10-38W

		Colour	KR-code	Light sources	Base price (EUR excl. VAT)	9027 2700K, CRI90+	9030 3000K, CRI90+	9040 4000K, CRI90+	9827 2700K, CRI98+	9830 3000K, CRI98+	9840 4000K, CRI98+	Optional accessories
	aplis 120 wallwasher low output ⊙ ∅ 128 H 150 Wallwash reflector: incl.	○	<u>KR957531</u>	①	389,00	–	–	–	28,00	28,00	28,00	■
		●	<u>KR957532</u>	①	389,00	–	–	–	28,00	28,00	28,00	■
	aplis 120 wallwasher high output ⊙ ∅ 128 H 170 Wallwash reflector: incl.	○	<u>KR957541</u>	②	389,00	–	–	–	28,00	28,00	28,00	■
		●	<u>KR957542</u>	②	389,00	–	–	–	28,00	28,00	28,00	■



		CRI	CCT	Wattage	Drive current	Fixture lumen
①	LED	CRI90+	2700K/3000K/4000K	17,1W	700mA	906lm
		CRI98+	2700K/3000K/4000K	12,9W	700mA	633lm
②	LED	CRI90+	2700K/3000K/4000K	25,7W	1050mA	1275lm
		CRI98+	2700K/3000K/4000K	20W	1050mA	840lm

	KR-code	Base price (EUR exc. VAT)	
■ Optional accessories			
Plasterkit concrete	<u>KR737612</u>	41,00	Plasterkit for concrete installation
Driver	<u>KR772034</u>	42,00	LED driver, 700mA, ON/OFF, 20W
	<u>KR772232</u>	64,00	LED driver, 700mA, 1-10V, 20W
	<u>KR772236</u>	76,00	LED driver, 700mA, DALI, 18W
	<u>KR772430</u>	37,00	LED driver, 700mA, phase dim, 25W
	<u>KR772239</u>	145,00	LED driver, 700mA, Casambi, 36W
	<u>KR772140</u>	53,00	LED driver, 1050mA, ON/OFF, 19-42W
	<u>KR772142</u>	80,00	LED driver, 1050mA, 1-10V, 1-39W
	<u>KR772143</u>	90,00	LED driver, 1050mA, DALI, 16-35W
	<u>KR772249</u>	145,00	LED driver, 1050mA, Casambi, 10-38W

		Colour	KR-code	Light sources	Base price (EUR excl. VAT)	9027 2700K, CRI90+	9030 3000K, CRI90+	9040 4000K, CRI90+	9827 2700K, CRI98+	9830 3000K, CRI98+	9840 4000K, CRI98+	Required accessories	Optional accessories
	aplis 165 directional high output Ø 175 H 250 Filter holder: incl., glare snoot: incl.	○	<u>KR937341</u>	①	373,00	-	-	-	28,00	28,00	28,00	■	■
		●	<u>KR937342</u>	①	373,00	-	-	-	28,00	28,00	28,00	■	■






	CRI	CCT	Wattage	Drive current	Fixture lumen
① LED	CRI90+	2700K/3000K/4000K	25,7W	1050mA	1874lm
	CRI98+	2700K/3000K/4000K	20W	1050mA	1249lm

	KR-code	Base price (EUR excl. VAT)	
■ Required accessories			
Reflector	<u>KR720032</u>	46,00	Reflector LED, spot 13°
	<u>KR720034</u>	46,00	Reflector LED, flood 23°
	<u>KR720036</u>	46,00	Reflector LED, wide flood 40°
■ Optional accessories			
Plasterkit concrete	<u>KR737712</u>	41,00	Plasterkit for concrete installation
Lenses	<u>KR720100</u>	31,00	Sculpture lens
	<u>KR720200</u>	31,00	Diffusing lens
	<u>KR720800</u>	44,00	Softening lens
Driver	<u>KR772140</u>	53,00	LED driver, 1050mA, ON/OFF, 36W
	<u>KR772142</u>	80,00	LED driver, 1050mA, 1-10V, 39W
	<u>KR772143</u>	90,00	LED driver, 1050mA, DALI, 35W
	<u>KR772249</u>	145,00	LED driver, 1050mA, Casambi, 37W

	Colour	KR-code	Base price (EUR excl. VAT)	Required accessories	Optional accessories
 aplis 165 directional high output LE111 ⌀ 175 H 175 glare snoot: incl.	○	<u>KR937351</u>	202,00	■	■
	●	<u>KR937352</u>	202,00	■	■
	●	<u>KR937353</u>	202,00	■	■
 aplis 165 fixed high output LE111 ⌀ 175 H 95	○	<u>KR937451</u>	180,00	■	■
	●	<u>KR937452</u>	180,00	■	■

	KR-code	Base price (EUR excl. VAT)	
■ Required accessories			
Light engine	<u>KR732100-9030-SP</u>	56,00	Light engine 111, 3000K, CRI90+, 15°, 25,7W, 700mA (2350lm)
	<u>KR732100-9030-FL</u>	56,00	Light engine 111, 3000K, CRI90+, 24°, 36,9W, 1050mA (3450lm)
	<u>KR732100-9030-WFL</u>	56,00	Light engine 111, 3000K, CRI90+, 60°, 36,8W, 1050mA (3150lm)
■ Optional accessories			
Driver	<u>KR772530</u>	73,00	LED driver, 700mA, ON/OFF, 28W
	<u>KR772140</u>	53,00	LED driver, 1050mA, ON/OFF, 19-42W
	<u>KR772233</u>	90,00	LED driver, 700mA, DALI, 8,4-27W
	<u>KR772643</u>	189,00	LED driver, 1050mA, DALI, 40W

kreon aplis in-line 40

	Colour	KR-code	Light sources	Base price (EUR excl. VAT)	9527 2700K, CRI95+	9530 3000K, CRI95+	SP Spot (10°)	FL Flood (24°)	WFL Wide flood (46°)	OV Oval (42° + 12°)	Required accessories	Optional accessories
 aplis in-line 40 directional Ø 63 H 80 Glare snoot: incl.		<u>KR907733</u>	①	136,00	-	-	-	-	-		■	■
 aplis in-line 40 downlight Ø 63 H 80		<u>KR907033</u>	②	111,00	-	-	-	-	-		■	■
 aplis in-line 40 wallwasher Ø 63 H 80		<u>KR907331</u>	③	162,00	-	-					■	■
		<u>KR907332</u>	③	162,00	-	-					■	■




	CRI	CCT	Wattage	Drive current	Fixture lumen
① LED	CRI95+	2700K/3000K	2W	700mA	121lm
			3,2W	1050mA	143lm
② LED	CRI95+	2700K/3000K	2W	700mA	138lm
			3,2W	1050mA	172lm
③ LED	CRI95+	2700K/3000K	2W	700mA	47lm
			3,2W	1050mA	71lm

kreon aplis in-line 40 accessories

	KR-code	Base price (EUR exc. VAT)	
■ Required accessories			
Plasterkit	<u>KR707104</u>	18,00	Plasterkit, front mounting, no shadowgap
Plasterkit concrete	<u>KR707101</u>	33,00	Plasterkit for concrete installation
Louvre	<u>KR707106</u>	17,00	Louvre, white
	<u>KR707122</u>	17,00	Louvre, black
	<u>KR707124</u>	42,00	Louvre, brushed bronze
	<u>KR707127</u>	42,00	Louvre, brushed nickel
	<u>KR707128</u>	42,00	Louvre, brushed gold
	<u>KR707129</u>	42,00	Louvre, gun black
Dropped louvre	<u>KR707806</u>	30,00	Dropped louvre, white
	<u>KR707802</u>	30,00	Dropped louvre, black
	<u>KR707804</u>	55,00	Dropped louvre, brushed bronze
	<u>KR707807</u>	55,00	Dropped louvre, brushed nickel
	<u>KR707808</u>	55,00	Dropped louvre, brushed gold
	<u>KR707809</u>	55,00	Dropped louvre, gun black
Louvre IP44 (only for downlight)	<u>KR707301</u>	26,00	Louvre IP44, white
	<u>KR707302</u>	26,00	Louvre IP44, black
Deep recessed installation (only for downlight)	<u>KR707704</u>	21,00	Plasterkit, front mounting, deep recessed, no shadowgap
	<u>KR707701</u>	36,00	Plasterkit for concrete installation, deep recessed, no shadowgap
Deep recessed louvre	<u>KR707706</u>	20,00	Deep recessed louvre, white
	<u>KR707702</u>	20,00	Deep recessed louvre, black
	<u>KR707604</u>	45,00	Deep recessed louvre, brushed bronze
	<u>KR707607</u>	45,00	Deep recessed louvre, brushed nickel
	<u>KR707608</u>	45,00	Deep recessed louvre, brushed gold
	<u>KR707609</u>	45,00	Deep recessed louvre, gun black

	KR-code	Base price (EUR excl. VAT)	
■ Optional accessories			
Driver	<u>KR752730</u>	17,00	LED driver, 700mA, ON/OFF, 3W (IP65)
	<u>KR752633</u>	66,00	LED driver, 700mA, DALI, 10W
	<u>KR772631</u>	60,00	LED driver, 700mA, phase dim, 2,1-9,8W
	<u>KR772632</u>	66,00	LED driver, 700mA, 0/1-10V, 7-12W
	<u>KR772633</u>	66,00	LED driver, 700mA, DALI, 1,4-8,4W
	<u>KR772142</u>	80,00	LED driver, 1050mA, 1-10V, 39W
	<u>KR772443</u>	136,00	LED driver, 1050mA, DALI, 60W
	<u>KR772249</u>	145,00	LED driver, 1050mA, Casambi, 38W (min. 4 modules)
Distance ring	<u>KR707307</u>	23,00	Distance ring 2mm (set of 5 pcs.)
	<u>KR707308</u>	28,00	Distance ring 3mm (set of 5 pcs.)
	<u>KR707309</u>	33,00	Distance ring 5mm (set of 5 pcs.)

kreon aplis in-line 60

	KR-code	Light source	Base price (EUR excl. VAT)	9027 2700K, CRI90+	9030 3000K, CRI90+	9040 4000K, CRI90+	TW tunable white, CRI90+	DTW dim-to-warm	SSP superspot (18°)	SP spot (34°)	FL flood (54°)	WFL wide flood (69°)	Required accessories	Optional accessories
 aplis in-line 60 downlight SSP & SP Ø60 D 87-113 Gear: excl.	<u>KR907363</u>	①	165,00	-	-	-	23,00	11,00	-	-			■	■
 aplis in-line 60 downlight FL & WFL Ø60 D 87-113 Gear: excl.	<u>KR907763</u>	②	165,00	-	-	-	23,00	11,00			-	-	■	■
 aplis in-line 60 wallwasher Ø60 D 92 Gear: excl.	<u>KR907561</u>	③	176,00	-	-	-	23,00	11,00					■	■
	<u>KR907562</u>	③	176,00	-	-	-	23,00	11,00					■	■

		CRI	CCT	Wattage	Drive current	Fixture lumen
①	LED (SSP)	CRI90+	2700K/3000K/4000K	9,9W	300mA	566lm
	LED (SP)	CRI90+	2700K/3000K/4000K 2700K-5000K	12W 2x12W	300mA	717lm 905lm
②	LED (FL)	CRI90+	2700K/3000K/4000K 2700K-5000K	12W 2x12W	350mA 300mA	1037lm 890lm
	LED (WFL)	CRI90+	2700K/3000K/4000K 2700K-5000K	12W 2x12W	350mA 300mA	1088lm 933lm
③	LED (WW)	CRI90+	2700K/3000K/4000K	9,9W	300mA	807lm



kreon aplis in-line 60 accessories

	KR-code	Base price (EUR excl. VAT)	
■ Required accessories			
Plasterkit	<u>KR707164</u>	22,00	Plasterkit, front mounting, no shadowgap
Plasterkit concrete	<u>KR707161</u>	34,00	Plasterkit for concrete installation, no shadowgap
Louvre for downlight	<u>KR707366</u>	19,00	Louvre, white
	<u>KR707362</u>	19,00	Louvre, black
Louvre for wallwasher	<u>KR707561</u>	17,00	Louvre, white
	<u>KR707562</u>	17,00	Louvre, black
Deep recessed installation (only for downlight)	<u>KR707666</u>	23,00	Deep recessed louvre, white
	<u>KR707662</u>	23,00	Deep recessed louvre, black
	<u>KR707664</u>	48,00	Deep recessed louvre, brushed bronze
	<u>KR707667</u>	48,00	Deep recessed louvre, brushed nickel
	<u>KR707668</u>	48,00	Deep recessed louvre, brushed gold
	<u>KR707669</u>	48,00	Deep recessed louvre, gun black

kreon aplis in-line 60 accessories

	KR-code	Base price (EUR excl. VAT)	
■ Optional accessories			
Driver 300mA for SSP, SP & wallwasher ①	<u>KR747464</u>	42,00	LED driver, 300mA, ON/OFF, 16W
	<u>KR747562</u>	64,00	LED driver, 300mA, 1-10V, 15W
	<u>KR747666</u>	76,00	LED driver, 300mA, DALI, 16W (suitable for dim-to-warm)
	<u>KR772209</u>	145,00	LED driver, 300mA, Casambi, 16W (suitable for dim-to-warm)
Driver 350mA for FL & WFL ②	<u>KR747064</u>	42,00	LED driver, 350mA, ON/OFF, 18W
	<u>KR747162</u>	64,00	LED driver, 350mA, 1-10V, 18W
Driver 350mA (dim-to-warm)	<u>KR747267</u>	76,00	LED driver, 350mA, DALI, 3,5-17W, dim-to-warm
	<u>KR772219</u>	145,00	LED driver, 350mA, Casambi, 18,5W (suitable for dim-to-warm)
Driver (tunable white)	<u>KR747766</u>	134,00	LED driver, 300mA, DALI-2 DT8, 2x0,6-16,5W, tunable white
	<u>KR747866</u>	116,00	LED driver, 280mA, DALI-2 DT8, 2x1-11,2W, tunable white
Installation tool for downlight	<u>KR707760</u>	13,00	Installation tool

kreon aplis in-line 80

	KR-code	Light sources	Base price (EUR excl. VAT)	9027 2700K, CRI90+	9030 3000K, CRI90+	9040 4000K, CRI90+	TW tunable white, CRI90+	DTW dim-to-warm, CRI97+	SSP superspot (18°)	SP spot (35°)	FL flood (52°)	Required accessories	Optional accessories
 aplis in-line 80 HE directional SSP & SP ⌀ 102 H 120 Gear: excl., IP40	<u>KR917023</u>	①	238,00	-	-	-	23,00	11,00	-	-		■	■
 aplis in-line 80 HE directional FL ⌀ 102 H 120 Gear: excl., IP40	<u>KR917123</u>	②	238,00	-	-	-	23,00	11,00			-	■	■

	CRI	CCT	Wattage	Drive current	Fixture lumen
①	LED (SSP)	CRI90+ 2700K/3000K/4000K	9,9W	300mA	500lm
	LED (SP)	CRI90+ 2700K/3000K/4000K	9,9W	300mA	736lm
		CRI90+ TW 2700K-5000K	2x12W	300mA	820-1055lm
		CRI97+ DTW 1800K-3000K	12,6W	350mA	726lm
②	LED (FL)	CRI90+ 2700K/3000K/4000K	12W	350mA	995lm
	LED (FL)	CRI90+ TW 2700K-5000K	2x12W	300mA	914-1172lm
		CRI97+ DTW 1800K-3000K	12,6W	350mA	823lm


kreon aplis in-line 80 accessories

	KR-code	Base price (EUR excl. VAT)	
■ Required accessories			
Plasterkit	<u>KR717104</u>	25,00	Plasterkit, front mounting, no shadowgap
	<u>KR717108</u>	25,00	Plasterkit, front mounting, shadowgap
	<u>KR717000</u>	36,00	Plasterkit, back mounting, no shadowgap
Plasterkit concrete	<u>KR717101</u>	36,00	Plasterkit for concrete installation, no shadowgap (430x430)
	<u>KR717102</u>	36,00	Plasterkit for concrete installation, no shadowgap, small (200x200)
	<u>KR717109</u>	36,00	Plasterkit for concrete installation, shadowgap (430x430)
	<u>KR717107</u>	36,00	Plasterkit for concrete installation, shadowgap, small (200x200)
Installation kit	<u>KR717100</u>	31,00	Installation kit, no shadowgap
Louvre	<u>KR717106</u>	21,00	Louvre, white
	<u>KR717122</u>	21,00	Louvre, black
	<u>KR717124</u>	46,00	Louvre, brushed bronze
	<u>KR717127</u>	46,00	Louvre, brushed nickel
	<u>KR717128</u>	46,00	Louvre, brushed gold
	<u>KR717129</u>	46,00	Louvre, gun black

kreon aplis in-line 80 accessories

	KR-code	Base price (EUR excl. VAT)	
■ Optional accessories			
Driver 300mA for SSP & SP	<u>KR747464</u>	42,00	LED driver, 300mA, ON/OFF, 16W
	<u>KR747562</u>	64,00	LED driver, 300mA, 1-10V, 15W
	<u>KR747666</u>	76,00	LED driver, 300mA, DALI, 16W (suitable for dim-to-warm)
	<u>KR772209</u>	145,00	LED driver, 300mA, Casambi, 16W (suitable for dim-to-warm)
Driver 350mA for FL & WFL	<u>KR747064</u>	42,00	LED driver, 350mA, ON/OFF, 18W
	<u>KR747162</u>	64,00	LED driver, 350mA, 1-10V, 18W
Driver 350mA (dim-to-warm)	<u>KR747267</u>	76,00	LED driver, 350mA, DALI, 3,5-17W, dim-to-warm
	<u>KR772219</u>	145,00	LED driver, 350mA, Casambi, 18,5W (suitable for dim-to-warm)
Driver (tunable white)	<u>KR747766</u>	134,00	LED driver, 300mA, DALI-2 DT8, 2x0,6-16,5W, tunable white
	<u>KR747866</u>	116,00	LED driver, 280mA, DALI-2 DT8, 2x1-11,2W, tunable white
Distance ring	<u>KR717307</u>	28,00	Distance ring 2mm (set of 5 pcs.)
	<u>KR717308</u>	33,00	Distance ring 3mm (set of 5 pcs.)
	<u>KR717309</u>	43,00	Distance ring 5mm (set of 5 pcs.)

kreon aplis in-line 80




		Colour	KR-code	Light sources	Base price (EUR excl. VAT)	9027 2700K, CRI90+	9030 3000K, CRI90+	9040 4000K, CRI90+	TW tunable white	DTW dim-to-warm, CRI97+	Required accessories	Optional accessories
 aplis in-line 80 HE wallwasher Ø 102 H 92 Gear: excl., IP40	○	<u>KR917421</u>	①		282,00	-	-	-	23,00	11,00	■	■
	●	<u>KR917422</u>	①		282,00	-	-	-	23,00	11,00	■	■

	CRI	CCT	Wattage	Drive current	Fixture lumen
① LED (WW)	CRI90+ CRI90+	2700K/3000K/4000K TW 2700K-5000K	9,9W 2x12W	300mA 300mA	807lm 837lm-1111lm

kreon aplis in-line 80 accessories

	KR-code	Base price (EUR excl. VAT)	
■ Required accessories			
Plasterkit	<u>KR717104</u>	25,00	Plasterkit, front mounting, no shadowgap
	<u>KR717108</u>	25,00	Plasterkit, front mounting, shadowgap
	<u>KR717000</u>	36,00	Plasterkit, back mounting, no shadowgap
Plasterkit concrete	<u>KR717101</u>	36,00	Plasterkit for concrete installation, no shadowgap (430x430)
	<u>KR717102</u>	36,00	Plasterkit for concrete installation, no shadowgap, small (200x200)
	<u>KR717109</u>	36,00	Plasterkit for concrete installation, shadowgap (430x430)
	<u>KR717107</u>	36,00	Plasterkit for concrete installation, shadowgap, small (200x200)
Installation kit	<u>KR717100</u>	31,00	Installation kit, no shadowgap
Louvre	<u>KR717106</u>	21,00	Louvre, white
	<u>KR717122</u>	21,00	Louvre, black
■ Optional accessories			
Driver 300mA	<u>KR747464</u>	42,00	LED driver, 300mA, ON/OFF, 16W
	<u>KR747562</u>	64,00	LED driver, 300mA, 1-10V, 15W
	<u>KR747666</u>	76,00	LED driver, 300mA, DALI, 16W (suitable for dim-to-warm)
	<u>KR772209</u>	145,00	LED driver, 300mA, Casambi, 16W (suitable for dim-to-warm)
Driver (tunable white)	<u>KR747766</u>	134,00	LED driver, 300mA, DALI-2 DT8, 2x16,5W, tunable white
	<u>KR747866</u>	116,00	LED driver, 280mA, DALI-2 DT8, 20W, tunable white
Distance ring	<u>KR717307</u>	28,00	Distance ring 2mm (set of 5 pcs.)
	<u>KR717308</u>	33,00	Distance ring 3mm (set of 5 pcs.)
	<u>KR717309</u>	43,00	Distance ring 5mm (set of 5 pcs.)

kreon aplis in-line 80

	KR-code	Light sources	Base price (EUR excl. VAT)	9527 2700K, CRI95+	9530 3000K, CRI95+	9540 4000K, CRI95+	SP Spot (18°)	FL Flood (28°)	WFL Wide flood (38°)	Required accessories	Optional accessories
 aplis in-line 80 directional LED ⊙ ∅ 102 H 120 ⬠ Filter holder: incl., glare snoot: incl.	<u>KR917933</u>	①	206,00	-	-	-	-	-	-	■	■
 aplis in-line 80 directional LED MR16 ⊙ ∅ 102 H 110 ⬠ Filter holder: incl., lamp: excl., glare snoot: incl.	<u>KR917803</u>	②	74,00							■	■
 aplis in-line 80 directional LED PAR16 ⊙ ∅ 102 H 125 ▢ Filter holder: incl., lamp: excl., glare snoot: incl.	<u>KR917843</u>	③	74,00							■	■

	CRI	CCT	Voltage	Wattage	Drive current	Fixture lumen
① LED	CRI95+	2700K/3000K/4000K		11,9W	350mA	665lm
② LED MR16			12V	15W		
③ LED PAR16			230V	15W		





kreon aplis in-line 80 accessories

	KR-code	Base price (EUR excl. VAT)	
■ Required accessories			
Plasterkit	<u>KR717104</u>	25,00	Plasterkit, front mounting, no shadowgap
	<u>KR717108</u>	25,00	Plasterkit, front mounting, shadowgap
	<u>KR717000</u>	36,00	Plasterkit, back mounting, no shadowgap
Plasterkit concrete	<u>KR717101</u>	36,00	Plasterkit for concrete installation, no shadowgap (430x430)
	<u>KR717102</u>	36,00	Plasterkit for concrete installation, no shadowgap, small (200x200)
	<u>KR717109</u>	36,00	Plasterkit for concrete installation, shadowgap (430x430)
	<u>KR717107</u>	36,00	Plasterkit for concrete installation, shadowgap, small (200x200)
Installation kit	<u>KR717100</u>	31,00	Installation kit, no shadowgap
Louvre	<u>KR717106</u>	21,00	Louvre, white
	<u>KR717122</u>	21,00	Louvre, black
	<u>KR717124</u>	46,00	Louvre, brushed bronze
	<u>KR717127</u>	46,00	Louvre, brushed nickel
	<u>KR717128</u>	46,00	Louvre, brushed gold
	<u>KR717129</u>	46,00	Louvre, gun black

kreon aplis in-line 80 accessories

	KR-code	Base price (EUR excl. VAT)	
■ Optional accessories			
Lenses	<u>KR704100</u>	27,00	Sculpture lens
	<u>KR704200</u>	27,00	Diffusing lens
	<u>KR772342</u>	30,00	Anti-glare louvre
Driver	<u>KR747064</u>	42,00	LED driver, 350mA, ON/OFF, 0,7-19W
	<u>KR752743</u>	73,00	LED driver, 350mA, phase dim, 0,7-17W
	<u>KR747162</u>	64,00	LED driver, 350mA, 1-10V, 6-18W
	<u>KR747266</u>	76,00	LED driver, 350mA, DALI, 3,5-17W
	<u>KR772219</u>	145,00	LED driver, 350mA, Casambi, 3,5-18,5W
Distance ring	<u>KR717307</u>	28,00	Distance ring 2mm (set of 5 pcs.)
	<u>KR717308</u>	33,00	Distance ring 3mm (set of 5 pcs.)
	<u>KR717309</u>	43,00	Distance ring 5mm (set of 5 pcs.)

kreon aplis in-line 80

	Colour	KR-code	Light sources	Base price (EUR excl. VAT)	9027 2700K, CRI90+	9030 3000K, CRI90+	9040 4000K, CRI90+	Required accessories	Optional accessories
 aplis in-line 80 downlight LED ⊙ ∅ 102 H 100 ⬡ Wide flood reflector (38°): incl.		<u>KR917033</u>	①	182,00	—	—	—	■	■
 aplis in-line 80 downlight LED MR16 ⊙ ∅ 102 H 110 ⬡ Lamp: excl.		<u>KR917233</u>	②	74,00				■	■
 aplis in-line 80 downlight LED PAR16 ⊙ ∅ 102 H 125 Lamp: excl.		<u>KR917253</u>	③	74,00				■	■
 aplis in-line 80 wallwasher LED ⊙ ∅ 102 H 100 ⬡ Wallwash reflector: incl.	●	<u>KR917332</u>	④	282,00	—	—	—	■	■

	CRI	CCT	Voltage	Wattage	Drive current	Fixture lumen
① LED	CRI90+	2700K/3000K/4000K		11,4W	700mA	985lm
② LED MR16			12V	15W		
③ LED PAR16			230V	15W		
④ LED	CRI90+	2700K/3000K/4000K		11,4W	700mA	509lm




kreon aplis in-line 80 accessories

	KR-code	Base price (EUR excl. VAT)	
■ Required accessories			
Plasterkit	<u>KR717104</u>	25,00	Plasterkit, front mounting, no shadowgap
	<u>KR717108</u>	25,00	Plasterkit, front mounting, shadowgap
	<u>KR717000</u>	36,00	Plasterkit, back mounting, no shadowgap
Plasterkit concrete	<u>KR717101</u>	36,00	Plasterkit for concrete installation, no shadowgap (430x430)
	<u>KR717102</u>	36,00	Plasterkit for concrete installation, no shadowgap, small (200x200)
	<u>KR717109</u>	36,00	Plasterkit for concrete installation, shadowgap (430x430)
	<u>KR717107</u>	36,00	Plasterkit for concrete installation, shadowgap, small (200x200)
Installation kit	<u>KR717100</u>	31,00	Installation kit, no shadowgap
Louvre	<u>KR717106</u>	21,00	Louvre, white
	<u>KR717122</u>	21,00	Louvre, black
	<u>KR717124</u>	46,00	Louvre, brushed bronze
	<u>KR717127</u>	46,00	Louvre, brushed nickel
	<u>KR717128</u>	46,00	Louvre, brushed gold
	<u>KR717129</u>	46,00	Louvre, gun black
Dropped louvre	<u>KR717906</u>	43,00	Dropped louvre, white
	<u>KR717902</u>	43,00	Dropped louvre, black
	<u>KR717804</u>	68,00	Dropped louvre, brushed bronze
	<u>KR717807</u>	68,00	Dropped louvre, brushed nickel
	<u>KR717808</u>	68,00	Dropped louvre, brushed gold
	<u>KR717809</u>	68,00	Dropped louvre, gun black
Louvre IP44 (only for downlight)	<u>KR717306</u>	31,00	Louvre IP44, white
	<u>KR717302</u>	31,00	Louvre IP44, black

kreon aplis in-line 80 accessories

	KR-code	Base price (EUR excl. VAT)	
■ Optional accessories			
Driver	<u>KR772034</u>	42,00	LED driver, 700mA, ON/OFF, 1,4-20W
	<u>KR772232</u>	64,00	LED driver, 700mA, 1-10V, 1,4-20W
	<u>KR772236</u>	76,00	LED driver, 700mA, DALI, 5,5-18W
	<u>KR772430</u>	37,00	LED driver, 700mA, phase dim, 13-25W
	<u>KR772931</u>	32,00	LED driver, 700mA, phase dim, 2,1-14W
	<u>KR772239</u>	145,00	LED driver, 700mA, Casambi, 7-36W
Distance ring	<u>KR717307</u>	28,00	Distance ring 2mm (set of 5 pcs.)
	<u>KR717308</u>	33,00	Distance ring 3mm (set of 5 pcs.)
	<u>KR717309</u>	43,00	Distance ring 5mm (set of 5 pcs.)

kreon aplis in-line 120

	KR-code	Light sources	Base price (EUR excl. VAT)	9027 2700K, CRI90+	9030 3000K, CRI90+	9040 4000K, CRI90+	9827 2700K, CRI98+	9830 3000K, CRI98+	9840 4000K, CRI98+	SP Spot (12°)	FL Flood (28°)	WFL Wide flood (34°)	Required accessories	Optional accessories
 aplis in-line 120 directional ⊙ ∅ 144 H 140 Filter holder: incl., glare snoot: incl	<u>KR907933</u>	①	303,00	-	-	-	28,00	28,00	28,00	-	17,00	17,00	■	■
 aplis in-line 120 downlight low output ⊙ ∅ 144 H 110	<u>KR907233</u>	②	260,00	-	-	-	28,00	28,00	28,00	-	-	-	■	■
 aplis in-line 120 downlight high output ⊙ ∅ 144 H 150	<u>KR907243</u>	③	260,00	-	-	-	28,00	28,00	28,00	-	-	-	■	■

		CRI	CCT	Wattage	Drive current	Fixture lumen		
①	LED	SP	CRI90+	2700K/3000K/4000K	15,6W	700mA	800lm	
			CRI98+	2700K/3000K/4000K	15,2W	700mA	573lm	
	FL& WFL	CRI90+	2700K/3000K/4000K	17,1W	700mA	987lm		
		CRI98+	2700K/3000K/4000K	12,9W	700mA	691lm		
	②	LED	SP	CRI90+	2700K/3000K/4000K	15,6W	700mA	1004lm
				CRI98+	2700K/3000K/4000K	15,2W	700mA	839lm
FL& WFL		CRI90+	2700K/3000K/4000K	17,1W	700mA	1609lm		
		CRI98+	2700K/3000K/4000K	12,9W	700mA	1127lm		
③	LED	CRI90+	2700K/3000K/4000K	25,7W	1050mA	2697lm		
		CRI98+	2700K/3000K/4000K	20W	1050mA	1605lm		



kreon aplis in-line 120 accessories

	KR-code	Base price (EUR excl. VAT)	
■ Required accessories			
Plasterkit	<u>KR707204</u>	29,00	Plasterkit, front mounting, no shadowgap
	<u>KR707208</u>	29,00	Plasterkit, front mounting, shadowgap
Plasterkit concrete	<u>KR707201</u>	41,00	Plasterkit for concrete installation, no shadowgap
	<u>KR707209</u>	41,00	Plasterkit for concrete installation, shadowgap
Louvre	<u>KR707206</u>	23,00	Louvre, white
	<u>KR707222</u>	23,00	Louvre, black
Louvre IP44 (only for downlight)	<u>KR707406</u>	39,00	Louvre IP44, white
	<u>KR707402</u>	39,00	Louvre IP44, black

kreon aplis in-line 120 accessories

	KR-code	Base price (EUR excl. VAT)	
■ Optional accessories			
Lenses (only for directional)	<u>KR750100</u>	28,00	Sculpture lens
	<u>KR750200</u>	28,00	Diffusing lens
	<u>KR750800</u>	38,00	Softening lens
Driver	<u>KR772034</u>	42,00	LED driver, 700mA, ON/OFF, 1,4-20W
	<u>KR772232</u>	64,00	LED driver, 700mA, 1-10V, 1,4-20W
	<u>KR772236</u>	76,00	LED driver, 700mA, DALI, 5,5-18W
	<u>KR772430</u>	37,00	LED driver, 700mA, phase dim, 13-25W
	<u>KR772239</u>	145,00	LED driver, 700mA, Casambi, 7-36W
	<u>KR772140</u>	53,00	LED driver, 1050mA, ON/OFF, 19-42W
	<u>KR772142</u>	80,00	LED driver, 1050mA, 1-10V, 1-39W
	<u>KR772143</u>	90,00	LED driver, 1050mA, DALI, 16-35W
	<u>KR772249</u>	145,00	LED driver, 1050mA, Casambi, 10-38W
Distance ring	<u>KR707407</u>	29,00	Distance ring 2mm (set of 5 pcs.)
	<u>KR707408</u>	35,00	Distance ring 3mm (set of 5 pcs.)
	<u>KR707409</u>	44,00	Distance ring 5mm (set of 5 pcs.)

kreon aplis in-line 120

	Colour	KR-code	Light sources	Base price (EUR excl. VAT)	9027 2700K, CRI90+			9030 3000K, CRI90+			9040 4000K, CRI90+			9827 2700K, CRI98+	9830 3000K, CRI98+		9840 4000K, CRI98+		Required accessories	Optional accessories
 aplis in-line 120 wallwasher ⊙ ∅ 144 H 150	○	<u>KR907531</u>	①	337,00	-	-	-	28,00	28,00	28,00				■	■					
	●	<u>KR907532</u>	①	337,00	-	-	-	28,00	28,00	28,00				■	■					
 aplis in-line 120 wallwasher ⊙ ∅ 144 H 150	○	<u>KR907541</u>	②	337,00	-	-	-	28,00	28,00	28,00				■	■					
	●	<u>KR907542</u>	②	337,00	-	-	-	28,00	28,00	28,00				■	■					

	CRI	CCT	Wattage	Drive current	Fixture lumen
① LED	CRI90+	2700K/3000K/4000K	17,1W	700mA	906lm
	CRI98+	2700K/3000K/4000K	12,9W	700mA	633lm
② LED	CRI90+	2700K/3000K/4000K	25,7W	1050mA	1275lm
	CRI98+	2700K/3000K/4000K	20W	1050mA	840lm

kreon aplis in-line 120 accessories

	KR-code	Base price (EUR excl. VAT)	
■ Required accessories			
Plasterkit	<u>KR707204</u>	29,00	Plasterkit, front mounting, no shadowgap
	<u>KR707208</u>	29,00	Plasterkit, front mounting, shadowgap
Plasterkit concrete	<u>KR707201</u>	41,00	Plasterkit for concrete installation, no shadowgap
	<u>KR707209</u>	41,00	Plasterkit for concrete installation, shadowgap
Louvre	<u>KR707206</u>	23,00	Louvre, white
	<u>KR707222</u>	23,00	Louvre, black
■ Optional accessories			
Driver	<u>KR772034</u>	42,00	LED driver, 700mA, ON/OFF, 20W
	<u>KR772232</u>	64,00	LED driver, 700mA, 1-10V, 20W
	<u>KR772236</u>	76,00	LED driver, 700mA, DALI, 18W
	<u>KR772430</u>	37,00	LED driver, 700mA, phase dim, 25W
	<u>KR772239</u>	145,00	LED driver, 700mA, Casambi, 36W
	<u>KR772140</u>	53,00	LED driver, 1050mA, ON/OFF, 19-42W
	<u>KR772142</u>	80,00	LED driver, 1050mA, 1-10V, 1-39W
	<u>KR772143</u>	90,00	LED driver, 1050mA, DALI, 16-35W
	<u>KR772249</u>	145,00	LED driver, 1050mA, Casambi, 10-38W
Distance ring	<u>KR707407</u>	29,00	Distance ring 2mm (set of 5 pcs.)
	<u>KR707408</u>	35,00	Distance ring 3mm (set of 5 pcs.)
	<u>KR707409</u>	44,00	Distance ring 5mm (set of 5 pcs.)

kreon aplis in-line 165


		KR-code	Light sources	Base price (EUR excl. VAT)					Required accessories	Optional accessories	
 aplis in-line 165 directional high output Ⓞ Ø 186 H 250 Filter holder: incl., glare snoot: incl.	KR917343	①	294,00	9027 2700K, CRI90+	-	9030 3000K, CRI90+	-	9040 4000K, CRI90+	-	<input checked="" type="checkbox"/>	<input type="checkbox"/>
				9827 2700K, CRI98+	28,00	9830 3000K, CRI98+	28,00	9840 4000K, CRI98+	28,00	<input checked="" type="checkbox"/>	<input type="checkbox"/>

	CRI	CCT	Wattage	Drive current	Fixture lumen
① LED	CRI90+	2700K/3000K/4000K	25,7W	1050mA	1874lm
	CRI98+	2700K/3000K/4000K	20W	1050mA	1249lm

kreon aplis in-line 165 accessories

	KR-code	Base price (EUR excl. VAT)	
■ Required accessories			
Plasterkit	<u>KR717204</u>	32,00	Plasterkit, front mounting, no shadowgap
	<u>KR717208</u>	32,00	Plasterkit, front mounting, shadowgap
Plasterkit concrete	<u>KR717201</u>	42,00	Plasterkit for concrete installation, no shadowgap
	<u>KR717209</u>	42,00	Plasterkit for concrete installation, shadowgap
Louvre	<u>KR717206</u>	27,00	Louvre, white
	<u>KR717222</u>	27,00	Louvre, black
Reflector	<u>KR720032</u>	46,00	Reflector LED, spot 13°
	<u>KR720034</u>	46,00	Reflector LED, flood 23°
	<u>KR720036</u>	46,00	Reflector LED, wide flood 40°
■ Optional accessories			
Lenses	<u>KR720100</u>	31,00	Sculpture lens
	<u>KR720200</u>	31,00	Diffusing lens
	<u>KR720800</u>	44,00	Softening lens
Driver	<u>KR772140</u>	53,00	LED driver, 1050mA, ON/OFF, 36W
	<u>KR772249</u>	145,00	LED driver, 1050mA, Casambi, 37W
	<u>KR772142</u>	80,00	LED driver, 1050mA, 1-10V, 39W
	<u>KR772143</u>	90,00	LED driver, 1050mA, DALI, 35W



kreon aplis in-line 165

	Colour	KR-code	Base price (EUR excl. VAT)	No shadowgap	SH Shadowgap	Required accessories	Optional accessories
 aplis in-line 165 directional high output LE111 ⌀ 175 H 175 glare snoot: incl.	○	<u>KR917351</u>	202,00	—	—	■	■
	●	<u>KR917352</u>	202,00	—	—	■	■
	●	<u>KR917353</u>	202,00	—	—	■	■
 aplis in-line 165 fixed high output LE111 ⌀ 175 H 95	○	<u>KR917451</u>	180,00	—	—	■	■
	●	<u>KR917452</u>	180,00	—	—	■	■

kreon aplis in-line 165 accessories

	KR-code	Base price (EUR excl. VAT)	
■ Required accessories			
Light engine	<u>KR732100-9030-SP</u>	56,00	Light engine 111, 3000K, CRI90+, 15°, 25,7W, 700mA (2350lm)
	<u>KR732100-9030-FL</u>	56,00	Light engine 111, 3000K, CRI90+, 24°, 36,9W, 1050mA (3450lm)
	<u>KR732100-9030-WFL</u>	56,00	Light engine 111, 3000K, CRI90+, 60°, 36,8W, 1050mA (3150lm)
■ Optional accessories			
Driver	<u>KR772530</u>	73,00	LED driver, 700mA, ON/OFF, 28W
	<u>KR772140</u>	53,00	LED driver, 1050mA, ON/OFF, 19-42W
	<u>KR772233</u>	90,00	LED driver, 700mA, DALI, 8,4-27W
	<u>KR772643</u>	189,00	LED driver, 1050mA, DALI, 40W



kreon ato 80

	Colour	KR-code	Light source	Base price (EUR excl. VAT)	9027 2700K, CRI90+	9030 3000K, CRI90+	FL Flood (30°)	WFL Wide flood (40°)	P1 White painted lamphead	P2 Black painted lamphead	Optional accessories
 ato 80 single Ø 90 H min. 110	○	KR937911	①	252,00	-	-	-	-	-	-	■
	●	KR937912	①	252,00	-	-	-	-	-	-	■
 ato 80 twin Ø 90 H min. 105	○	KR937621	②	287,00	-	-	-	-	-	-	■
	●	KR937622	②	287,00	-	-	-	-	-	-	■

	CRI	CCT	Wattage	Drive current	Fixture lumen
①	LED CRI90+	2700K/3000K	12W	700mA	1150lm
②	LED CRI90+	2700K/3000K	2 x 5,9W	500mA	2 x 325lm

	KR-code	Base price (EUR excl. VAT)	
■ Optional accessories			
Plasterkit concrete	<u>KR737702</u>	36,00	Plasterkit for concrete installation
Glare preventor (only for ato 80 single)	<u>KR706721</u>	64,00	Straight glare preventor, white, H30
	<u>KR706722</u>	64,00	Straight glare preventor, black, H30
	<u>KR706720</u>	79,50	Straight glare preventor, chrome, H30
Lenses	<u>KR706070</u>	43,00	Anti-glare louvre
	<u>KR706270</u>	33,00	Diffusing lens
Driver	<u>KR772024</u>	42,00	LED driver, 500mA, ON/OFF, 20W
	<u>KR772220</u>	64,00	LED driver, 500mA, 1-10V, 20W
	<u>KR772126</u>	76,00	LED driver, 500mA, DALI, 20W
	<u>KR772542</u>	34,00	LED driver, 500mA, phase dimming, 15W
	<u>KR772229</u>	145,00	LED driver, 500mA, Casambi, 27W
	<u>KR772034</u>	42,00	LED driver, 700mA, ON/OFF, 20W
	<u>KR772232</u>	64,00	LED driver, 700mA, 1-10V, 20W
	<u>KR772236</u>	76,00	LED driver, 700mA, DALI, 18W
	<u>KR772931</u>	32,00	LED driver, 700mA, phase dim, 14W
	<u>KR772239</u>	145,00	LED driver, 700mA, Casambi, 36W

kreon ato in-line 80

	Colour	KR-code	Light source	Base price (EUR excl. VAT)	9027 2700K, CRI90+	9030 3000K, CRI90+	FL Flood (30°)	WFL Wide flood (40°)	P1 White painted lamphead	P2 Black painted lamphead	Required accessories	Optional accessories
 ato in-line 80 single ⌀ 102 H min. 110	○	<u>KR917911</u>	①	222,00	-	-	-	-	-	-	■	■
	●	<u>KR917912</u>	①	222,00	-	-	-	-	-	-	■	■
 ato in-line 80 twin ⌀ 102 H min. 105	○	<u>KR917621</u>	②	257,00	-	-	-	-	-	-	■	■
	●	<u>KR917622</u>	②	257,00	-	-	-	-	-	-	■	■





	CRI	CCT	Wattage	Drive current	Fixture lumen
①	LED CRI90+	2700K/3000K	12W	700mA	1150lm
②	LED CRI90+	2700K/3000K	2 x 5,9W	500mA	2 x 325lm

kreon ato in-line 80 accessories

	KR-code	Base price (EUR excl. VAT)	
■ Required accessories			
Plasterkit	<u>KR717104</u>	25,00	Plasterkit, front mounting, no shadowgap
	<u>KR717108</u>	25,00	Plasterkit, front mounting, shadowgap
	<u>KR717000</u>	36,00	Plasterkit, back mounting, no shadowgap
Plasterkit concrete	<u>KR717101</u>	36,00	Plasterkit for concrete installation, no shadowgap (430x430)
	<u>KR717102</u>	36,00	Plasterkit for concrete installation, no shadowgap, small (200x200)
	<u>KR717109</u>	36,00	Plasterkit for concrete installation, shadowgap (430x430)
	<u>KR717107</u>	36,00	Plasterkit for concrete installation, shadowgap, small (200x200)
Installation kit	<u>KR717100</u>	31,00	Installation kit, no shadowgap

kreon ato in-line 80 accessories


	KR-code	Base price (EUR excl. VAT)	
■ Optional accessories			
Glare preventor (only for ato in-line 80 single)	<u>KR706721</u>	64,00	Straight glare preventor, white, H30
	<u>KR706722</u>	64,00	Straight glare preventor, black, H30
	<u>KR706720</u>	83,00	Straight glare preventor, chrome, H30
Lenses	<u>KR706070</u>	43,00	Anti-glare louvre
	<u>KR706270</u>	33,00	Diffusing lens
Driver	<u>KR772024</u>	42,00	LED driver, 500mA, ON/OFF, 20W
	<u>KR772220</u>	64,00	LED driver, 500mA, 1-10V, 20W
	<u>KR772126</u>	76,00	LED driver, 500mA, DALI, 20W
	<u>KR772542</u>	34,00	LED driver, 500mA, phase dimming, 15W
	<u>KR772229</u>	145,00	LED driver, 500mA, Casambi, 27W
	<u>KR772034</u>	42,00	LED driver, 700mA, ON/OFF, 20W
	<u>KR772232</u>	64,00	LED driver, 700mA, 1-10V, 20W
	<u>KR772236</u>	76,00	LED driver, 700mA, DALI, 18W
	<u>KR772931</u>	32,00	LED driver, 700mA, phase dim, 14W
Distance ring	<u>KR717307</u>	28,00	Distance ring, 2mm (set of 5pcs.)
	<u>KR717308</u>	33,00	Distance ring, 3mm (set of 5pcs.)
	<u>KR717309</u>	43,00	Distance ring, 5mm (set of 5pcs.)

		Colour	KR-code	Light sources	Base price (EUR excl. VAT)	9027 2700K, CRI90+	9030 3000K, CRI90+	VD 1-10 V dimming	DD DALI dimming	Required accessories
	cadre 1200 linear 230V	●	KR963662	①	987,00	–	–	–	17,00	■
		○	KR963660	①	1258,00	–	–	–	17,00	■
	cadre 1200 spot 230V	●	KR963682	②	1128,00			–	17,00	■
		○	KR963680	②	1577,00			–	17,00	■
	cadre 1500 linear 230V	●	KR963672	③	1115,00	–	–	–	17,00	■
		○	KR963670	③	1386,00	–	–	–	17,00	■
	cadre 1500 spot 230V	●	KR963692	④	1380,00			–	17,00	■
		○	KR963690	④	1688,00			–	17,00	■




		CRI	CCT	Voltage	Wattage	Fixture lumen
①	LED	CRI90+	3000K	230V	38,1W	2670lm
②	LED	CRI90+	2700K/3000K	230V	4 x 6,5W	1294lm
③	LED	CRI90+	3000K	230V	47,7W	3011lm
④	LED	CRI90+	2700K/3000K	230V	5 x 6,5W	1505lm

	Colour	KR-code	Base price (EUR excl. VAT)	
■ Required accessories				
Lamps		<u>KR460180</u>	65,00	Constant current MR16 LED lamp, 2700K 36°
		<u>KR460945</u>	65,00	Constant current MR16 LED lamp, 3000K 36°
Leather telescopic suspension, black anodised (for KR9636X2)				
Pendant height 900-1200mm	End part	○ <u>KR763721</u>	539,00	
		● <u>KR763722</u>	539,00	
	Coupler	○ <u>KR763321</u>	270,00	
		● <u>KR763322</u>	270,00	
Pendant height 1200-1650mm	End part	○ <u>KR763821</u>	561,00	
		● <u>KR763822</u>	561,00	
	Coupler	○ <u>KR763421</u>	280,00	
		● <u>KR763422</u>	280,00	
Leather telescopic suspension, chrome (for KR9636X0)				
Pendant height 900-1200mm	End part	○ <u>KR763701</u>	701,00	
		● <u>KR763702</u>	701,00	
	Coupler	○ <u>KR763301</u>	350,00	
		● <u>KR763302</u>	350,00	
Pendant height 1200-1650mm	End part	○ <u>KR763801</u>	746,00	
		● <u>KR763802</u>	746,00	
	Coupler	○ <u>KR763401</u>	373,00	
		● <u>KR763402</u>	373,00	
Cable suspension	End part	<u>KR763102</u>	224,00	
Max. pendant height: 2500mm	Coupler	<u>KR763002</u>	112,00	




kreon cana 40

	Colour	KR-code	Base price (EUR exc. VAT)	Optional accessories
 cana 40 profile	○	<u>KR755201</u>	181,00	■
	●	<u>KR755202</u>	157,00	■

kreon cana 40 accessories

	Colour	KR-code	Base price (EUR excl. VAT)	
■ Optional accessories				
Plasterkit for recessed mounting		<u>KR705000</u>	94,00	Trimless plasterkit profile  LxW Lx75 H 115 price/m
Suspension kit for pendant mounting		<u>KR705200</u>	324,00	Suspension kit
		<u>KR705202</u>	45,00	Additional suspension
Corner cut		<u>KR705501</u>	208,00	cana 40 corner cut 90°, white
		<u>KR705502</u>	208,00	cana 40 corner cut 90°, black
		<u>KR705560</u>	145,00	Trimless plasterkit corner cut 90°

kreon cana 40 holon

	Colour	KR-code	Light sources	Base price (EUR excl. VAT)	9027 2700K, CRI90+	9030 3000K, CRI90+	SP Spot (10°)	FL Flood (24°)	WFL Wide Flood (46°)	SP Spot (20°)	FL Flood (30°)	WFL Wide Flood (40°)	EX Driver excluded	SW Switchable ON/OFF	PD Phase dimming	VD 1-10V dimming	DD DALI dimming	Optional accessories
 holon 40 single in-cana Min. module spacing: 100	○	KR934001	①	245,00	-	-	-	-	-	-	-	-	-	35,00	38,00	38,00	52,00	■
	●	KR934002	①	245,00	-	-	-	-	-	-	-	-	-	35,00	38,00	38,00	52,00	■
 holon 40 twin in-cana Min. module spacing: 200	○	KR934501	②	445,00	-	-	-	-	-	-	-	-	-	35,00	38,00	38,00	52,00	■
	●	KR934502	②	445,00	-	-	-	-	-	-	-	-	-	35,00	38,00	38,00	52,00	■
 holon 40 directional in-cana Min. module spacing: 100	○	KR934301	③	471,00	-	-	-	-	-	-	-	-	-	35,00	38,00	38,00	52,00	■
	●	KR934302	③	471,00	-	-	-	-	-	-	-	-	-	35,00	38,00	38,00	52,00	■






	CRI	CCT	Wattage	Drive current	Fixture lumen	
①	LED	CRI90+	2700K/3000K	2W	700mA	121lm
②	LED	CRI90+	2700K/3000K	2 x 2W	700mA	243lm
③	LED	CRI90+	2700K/3000K	8,4W	700mA	558lm

kreon cana 40 accessories

	KR-code	Base price (EUR exc. VAT)	
■ Optional accessories			
High output	<u>KR762600</u>	17,00	1050mA drive current on modules
Lenses holon 40 directional in-cana	<u>KR762000</u>	26,00	Anti-glare louvre
	<u>KR762200</u>	27,00	Diffusing lens
	<u>KR762100</u>	28,00	Sculpture lens
Driver	<u>KR772034</u>	42,00	LED driver, 700mA, ON/OFF, 20W
	<u>KR772050</u>	73,00	LED driver, 700mA, ON/OFF, 33W
	<u>KR772232</u>	64,00	LED driver, 700mA, 1-10V, 20W
	<u>KR772134</u>	76,00	LED driver, 700mA, DALI, 20W
	<u>KR772532</u>	124,00	LED driver, 700mA, 1-10V, 60W
	<u>KR772333</u>	136,00	LED driver, 700mA, DALI, 60W

kreon cana 40

prologe & ligna



	Colour	KR-code	Light sources	Base price (EUR excl. VAT)	8527 2700K, CRI85+	8530 3000K, CRI85+	9027 2700K, CRI90+	9030 3000K, CRI90+	SP Spot (10°)	FL Flood (24°)	WFL Wide Flood (46°)	EX Driver excluded	SW Switchable ON/OFF	PD Phase dimming	VD 1-10V dimming	DD DALI dimming	Optional accessories
 prologe 40 single in-cana Min. module spacing: 100	○	<u>KR934051</u>	①	245,00	-	-	-	-	-	-	-	-	35,00	38,00	38,00	52,00	■
	●	<u>KR934052</u>	①	245,00	-	-	-	-	-	-	-	-	35,00	38,00	38,00	52,00	■
 prologe 40 twin in-cana Min. module spacing: 200	○	<u>KR934551</u>	②	445,00	-	-	-	-	-	-	-	-	35,00	38,00	38,00	52,00	■
	●	<u>KR934552</u>	②	445,00	-	-	-	-	-	-	-	-	35,00	38,00	38,00	52,00	■
 prologe 40 double in-cana Min. module spacing: 150	○	<u>KR934751</u>	②	348,00	-	-	-	-	-	-	-	-	35,00	38,00	38,00	52,00	■
	●	<u>KR934752</u>	②	348,00	-	-	-	-	-	-	-	-	35,00	38,00	38,00	52,00	■
 ligna 40 in-cana high efficiency		<u>KR934900</u>	③	245,00	-	-	-	-	-	-	-	-	21,00		23,00	40,00	■
 ligna 40 in-cana high output		<u>KR934902</u>	④	288,00	-	-	-	-	-	-	-	-	21,00		23,00	40,00	■

	CRI	CCT	Wattage	Drive current	Fixture lumen	
①	LED	CRI90+	2700K / 3000K	2W	700mA	121lm
②	LED	CRI90+	2700K / 3000K	2 x 2W	700mA	243lm
③	LED	CRI85+	2700K / 3000K	11,6W/m	24Vdc	921lm/m
④	LED	CRI85+	2700K / 3000K	19,2W/m	24Vdc	1417lm/m

kreon cana 40 accessories

	KR-code	Base price (EUR excl. VAT)	
■ Optional accessories			
High output	<u>KR762600</u>	17,00	1050mA drive current on modules
Driver	<u>KR772034</u>	42,00	LED driver, 700mA, ON/OFF, 30W
	<u>KR772050</u>	73,00	LED driver, 700mA, ON/OFF, 50W
	<u>KR772232</u>	64,00	LED driver, 700mA, 1-10V, 20W
	<u>KR772134</u>	76,00	LED driver, 700mA, DALI, 20W
	<u>KR772133</u>	90,00	LED driver, 700mA, DALI, 30W
	<u>KR772532</u>	124,00	LED driver, 700mA, 1-10V, 60W
	<u>KR772333</u>	136,00	LED driver, 700mA, DALI, 60W
Controller (for ligna driver exclusive)	<u>KR774006</u>	157,00	DALI/DMX controller for ligna 40 in-cana
	<u>KR774106</u>	112,00	1-10V controller for ligna 40 in-cana
Power supply	<u>KR490373</u>	69,00	LED power supply 24VDC, 30W
	<u>KR490374</u>	95,00	LED power supply 24VDC, 60W
	<u>KR490375</u>	142,00	LED power supply 24VDC, 100W
	<u>KR490376</u>	208,00	LED power supply 24VDC, 150W

kreon cana 40 pendant modules

		Colour	KR-code	Base price (EUR excl. VAT)	EX Driver excluded	SW Switchable ON/OFF	PD Phase dimming	VD 1-10V dimming	DD DALI dimming	Required accessories	Optional accessories
	holon 40 pendant module in-cana mid (coming soon)	○	<u>KR934031</u>	TBD	-	TBD	TBD	TBD	TBD	■	■
		●	<u>KR934032</u>	TBD	-	TBD	TBD	TBD	TBD	■	■
	prologe 40 pendant module in-cana end (coming soon)	○	<u>KR934041</u>	TBD	-	TBD	TBD	TBD	TBD	■	■
		●	<u>KR934042</u>	TBD	-	TBD	TBD	TBD	TBD	■	■


■ Required accessories

Pendants See page 87-89

■ Optional accessories

Driver (for fixtures with driver excluded)	<u>KR772034</u>	42,00	LED driver, 700mA, ON/OFF, 20W
	<u>KR772050</u>	73,00	LED driver, 700mA, ON/OFF, 50W
	<u>KR772232</u>	64,00	LED driver, 700mA, 1-10V, 20W
	<u>KR772532</u>	124,00	LED driver, 700mA, 1-10V, 60W
	<u>KR772134</u>	76,00	LED driver, 700mA, DALI, 20W
	<u>KR772133</u>	90,00	LED driver, 700mA, DALI, 30W
	<u>KR772333</u>	136,00	LED driver, 700mA, DALI, 60W





kreon cana 80

	Colour	KR-code	Base price (EUR excl. VAT)	Required accessories	Optional accessories
 cana 80 profile Input voltage: 230V, nr. of circuits: 3	○	<u>KR775201</u>	200,00	■	■
	●	<u>KR775202</u>	175,00	■	■

kreon cana 80 accessories

	KR-code	Base price (EUR excl. VAT)		
■ Required accessories				
Plasterkit	<u>KR705010</u>	99,00	Trimless plasterkit profile ☉ LxW Lx125 H185	price/m
■ Optional accessories				
Corner cut	<u>KR705511</u>	228,00	cana 80 corner cut 90°, white	
	<u>KR705512</u>	228,00	cana 80 corner cut 90°, black	
	<u>KR705610</u>	154,00	Trimless plasterkit corner cut 90°	

kreon cana 80
holon





	Colour	KR-code	Light sources	Base price (EUR excl. VAT)	9527 2700K, CRI95+	9530 3000K, CRI95+	9540 4000K, CRI95+	SP Spot (17°)	FL Flood (27°)	WFL Wide flood (38°)	SW Switchable ON/OFF	VD 1-10V dimming	DD DALI dimming	Optional accessories
	○	KR934011	①	438,00	-	-	-	-	-	-	-	18,00	36,00	■
	●	KR934012	①	438,00	-	-	-	-	-	-	-	18,00	36,00	■
	○	KR934111	①	438,00	-	-	-	-	-	-	-	18,00	36,00	■
	●	KR934112	①	438,00	-	-	-	-	-	-	-	18,00	36,00	■
	○	KR934511	②	665,00	-	-	-	-	-	-	-	18,00	36,00	■
	●	KR934512	②	665,00	-	-	-	-	-	-	-	18,00	36,00	■
	○	KR934611	②	665,00	-	-	-	-	-	-	-	18,00	36,00	■
	●	KR934612	②	665,00	-	-	-	-	-	-	-	18,00	36,00	■

	CRI	CCT	Voltage	Wattage	Fixture lumen
① LED	CRI90+	2700K/3000K/4000K	230V	10,9W	509lm
	CRI98+	2700K/3000K/4000K	230V	10,9W	369lm
② LED	CRI90+	2700K/3000K/4000K	230V	2 x 10,9W	1018lm
	CRI98+	2700K/3000K/4000K	230V	2 x 10,9W	738lm

kreon cana 80 accessories



	KR-code	Base price (EUR excl. VAT)	
■ Optional accessories			
Lenses (for twin, order twice)	<u>KR704100</u>	27,00	Sculpture lens
	<u>KR704200</u>	27,00	Diffusing lens
	<u>KR772342</u>	30,00	Anti-glare louvre

kreon cana 80
holon HE

	Colour	KR-code	Light sources	Base price (EUR excl. VAT)	9027 2700K, CRI90+	9030 3000K, CRI90+	9040 4000K, CRI90+	SSP Spot (18°)	SP Spot (30°)	FL Flood (50°)	SW Switchable ON/OFF	VD 1-10V dimming	DD DALI dimming	Optional accessories
 holon 80 HE single in-cana mid High efficiency	○	<u>KR934081</u>	①	472,00	-	-	-	-	-	-	-	18,00	36,00	■
	●	<u>KR934082</u>	①	472,00	-	-	-	-	-	-	-	18,00	36,00	■
 holon 80 HE single in-cana end High efficiency	○	<u>KR934181</u>	①	472,00	-	-	-	-	-	-	-	18,00	36,00	■
	●	<u>KR934182</u>	①	472,00	-	-	-	-	-	-	-	18,00	36,00	■
 holon 80 HE twin in-cana mid High efficiency	○	<u>KR934581</u>	②	688,00	-	-	-	-	-	-	-	18,00	36,00	■
	●	<u>KR934582</u>	②	688,00	-	-	-	-	-	-	-	18,00	36,00	■
 holon 80 HE twin in-cana end High efficiency	○	<u>KR934681</u>	②	688,00	-	-	-	-	-	-	-	18,00	36,00	■
	●	<u>KR934682</u>	②	688,00	-	-	-	-	-	-	-	18,00	36,00	■

	CRI	CCT	Voltage	Wattage	Fixture lumen
① LED (SP)	CRI90+	2700K/3000K/4000K	230V	9,9W	736lm
(FL)	CRI90+	2700K/3000K/4000K	230V	12W	1000lm
② LED (SP)	CRI90+	2700K/3000K/4000K	230V	2 x 9,9W	1472lm
(FL)	CRI90+	2700K/3000K/4000K	230V	2 x 12W	2000lm

kreon cana 80 holon directional






	Colour	KR-code	Light sources	Base price (EUR excl. VAT)	9027 2700K, CRI90+	9030 3000K, CRI90+	9040 4000K, CRI90+	SP Spot (14°)	FL Flood (30°)	WFL Wide flood (38°)	SW Switchable ON/OFF	VD 1-10V dimming	DD DALI dimming	Optional accessories
	○	<u>KR934311</u>	①	732,00	-	-	-	-	-	-	-	18,00	36,00	■
	●	<u>KR934312</u>	①	732,00	-	-	-	-	-	-	-	18,00	36,00	■
	○	<u>KR934411</u>	①	732,00	-	-	-	-	-	-	-	18,00	36,00	■
	●	<u>KR934412</u>	①	732,00	-	-	-	-	-	-	-	18,00	36,00	■

		CRI	CCT	Voltage	Wattage	Fixture lumen
①	LED	SP CRI90+	2700K/3000K/4000K	230V	30,2W	1641lm
		FL & WFL CRI90+	2700K/3000K/4000K	230V	25,7W	2415lm

kreon cana 80 accessories

	KR-code	Base price (EUR excl. VAT)	
■ Optional accessories			
Lenses	<u>KR726100</u>	34,00	Sculpture lens
	<u>KR726200</u>	34,00	Diffusing lens
	<u>KR762002</u>	31,00	Anti-glare louvre

kreon cana 80 prologe & ligna





	Colour	KR-code	Light sources	Base price (EUR excl. VAT)	9027 2700K, CRI90+	9030 3000K, CRI90+	9040 4000K, CRI90+	9527 2700K, CRI95+	9530 3000K, CRI95+	9540 4000K, CRI95+	SP Spot (18°)	FL Flood (28°)	WFL Wide flood (48°)	SW Switchable ON/OFF	VD 1-10V dimming	DD DALI dimming	Optional accessories
	○	<u>KR934061</u>	①	438,00							-	-	-	-	18,00	36,00	■
	●	<u>KR934062</u>	①	438,00							-	-	-	-	18,00	36,00	■
	○	<u>KR934161</u>	①	438,00							-	-	-	-	18,00	36,00	■
	●	<u>KR934162</u>	①	438,00							-	-	-	-	18,00	36,00	■
	○	<u>KR934561</u>	②	665,00							-	-	-	-	18,00	36,00	■
	●	<u>KR934562</u>	②	665,00							-	-	-	-	18,00	36,00	■
	○	<u>KR934661</u>	②	665,00							-	-	-	-	18,00	36,00	■
	●	<u>KR934662</u>	②	665,00							-	-	-	-	18,00	36,00	■
		<u>KR934910</u>	③	392,00	-	-	-							-	18,00	36,00	■

	CRI	CCT	Voltage	Wattage	Drive current	Fixture lumen
① LED	CRI90+	2700K/3000K/4000K	230V	10,9W		509lm
	CRI98+	2700K/3000K/4000K	230V	10,9W		369lm
② LED	CRI90+	2700K/3000K/4000K	230V	2 x 10,9W		1018lm
	CRI98+	2700K/3000K/4000K	230V	2 x 10,9W		738lm
③ LED	CRI90+	2700K/3000K/4000K		40,7W/m	450mA	3130lm/m

kreon cana 80 accessories





	KR-code	Base price (EUR excl. VAT)	
■ Optional accessories			
Lenses (for twin, order twice)	<u>KR704100</u>	27,00	Sculpture lens
	<u>KR704200</u>	27,00	Diffusing lens
	<u>KR772342</u>	30,00	Anti-glare louvre

kreon cana 80
prologe HE

	Colour	KR-code	Light sources	Base price (EUR excl. VAT)	9027 2700K, CRI90+	9030 3000K, CRI90+	9040 4000K, CRI90+	SSP Spot (18°)	SP Spot (30°)	FL Flood (50°)	SW Switchable ON/OFF	VD 1-10V dimming	DD DALI dimming	Optional accessories
 prologe 80 HE single in-cana mid High efficiency	○	<u>KR934091</u>	①	472,00	-	-	-	-	-	-	-	18,00	36,00	■
	●	<u>KR934092</u>	①	472,00	-	-	-	-	-	-	-	18,00	36,00	■
 prologe 80 HE single in-cana end High efficiency	○	<u>KR934191</u>	①	472,00	-	-	-	-	-	-	-	18,00	36,00	■
	●	<u>KR934192</u>	①	472,00	-	-	-	-	-	-	-	18,00	36,00	■
 prologe 80 HE twin in-cana mid High efficiency	○	<u>KR934591</u>	②	688,00	-	-	-	-	-	-	-	18,00	36,00	■
	●	<u>KR934592</u>	②	688,00	-	-	-	-	-	-	-	18,00	36,00	■
 prologe 80 HE twin in-cana end High efficiency	○	<u>KR934691</u>	②	688,00	-	-	-	-	-	-	-	18,00	36,00	■
	●	<u>KR934692</u>	②	688,00	-	-	-	-	-	-	-	18,00	36,00	■

	CRI	CCT	Voltage	Wattage	Fixture lumen
① LED (SP)	CRI90+	2700K/3000K/4000K	230V	9,9W	736lm
(FL)	CRI90+	2700K/3000K/4000K	230V	12W	1000lm
② LED (SP)	CRI90+	2700K/3000K/4000K	230V	2 x 9,9W	1472lm
(FL)	CRI90+	2700K/3000K/4000K	230V	2 x 12W	2000lm

kreon cana 80
pendant modules

	Colour	KR-code	Base price (EUR excl. VAT)	SW Switchable ON/OFF	VD 1-10V dimming	DD DALI dimming	Optional accessories
 holon 80 pendant module in-cana mid	○	<u>KR934531</u>	236,00	–	18,00	36,00	■
	●	<u>KR934532</u>	236,00	–	18,00	36,00	■
 holon 80 pendant module in-cana end	○	<u>KR934631</u>	236,00	–	18,00	36,00	■
	●	<u>KR934632</u>	236,00	–	18,00	36,00	■
 prologe 80 pendant module in-cana mid	○	<u>KR934541</u>	236,00	–	18,00	36,00	■
	●	<u>KR934542</u>	236,00	–	18,00	36,00	■
 prologe 80 pendant module in-cana end	○	<u>KR934641</u>	236,00	–	18,00	36,00	■
	●	<u>KR934642</u>	236,00	–	18,00	36,00	■

kreon cana 80 accessories

Base price (EUR exc. VAT)

■ Required accessories

Pendants

See page 87-89



kreon cana holon 40 pendant

	Colour	KR-code	Light sources	Base price (EUR excl. VAT)	9027 2700K, CRI90+	9030 3000K, CRI90+	SP Spot (20°)	FL Flood (35°)	WFL Wide flood (55°)	DL Dark light (38°)	WDL Wide dark light (76°)	P1 Louvre painted white	P2 Louvre painted black	A5 Louvre red copper
 holon 40 pendant Gear: excl.	○	<u>KR962001</u>	①	304,00	-	-	-	-	-	22,00	22,00	-	-	32,00
	●	<u>KR962002</u>	①	304,00	-	-	-	-	-	22,00	22,00	-	-	32,00

		CRI	CCT	Voltage	Wattage	Drive current	Fixture lumen
①	LED	CRI80+	2700K/3000K		8,4W	700mA	628lm
		CRI90+	2700K/3000K		8,4W	700mA	558lm
	darklight	CRI90+	2700K/3000K		8,4W	700mA	420lm

kreon cana









oran craft pendant

	Colour	KR-code	Light sources	Base price (EUR excl. VAT)	9027 2700K, CRI90+	9030 3000K, CRI90+	P1 White shade bottom	P2 Black shade bottom	A3 Grey shade bottom	A4 Bronze shade bottom
	○	<u>KR991121</u>	①	426,00	-	-				
	●	<u>KR991122</u>	①	426,00	-	-				
	○	<u>KR991521</u>	①	426,00						
	●	<u>KR991522</u>	①	426,00						
	○	<u>KR991141</u>	①	525,00	-	-	-			
	●	<u>KR991142</u>	①	525,00	-	-		-	30,00	205,00
	○	<u>KR991541</u>	①	525,00	-	-	-			
	●	<u>KR991542</u>	①	525,00	-	-		-	30,00	205,00

			CRI	CCT	Wattage	Drive current	Fixture lumen
①	LED	glass	CRI90+	2700K/3000K	6,7W	700mA	290lm
		albast block	CRI90+	2700K/3000K	6,7W	700mA	43lm


kreon cana

oran stone pendant

	Colour	KR-code	Light sources	Base price (EUR excl. VAT)	9027 2700K, CRI90+	9090 3000K, CRI90+	P1 White shade bottom	P2 Black shade bottom	A3 Grey shade bottom	A4 Bronze shade bottom
	○	KR991211	①	426,00	-	-				
	●	KR991212	①	426,00	-	-				
	○	KR991111	①	426,00	-	-				
	●	KR991112	①	426,00	-	-				
	○	KR991311	①	410,00						
	●	KR991312	①	410,00						
	○	KR991411	①	426,00	-	-				
	●	KR991412	①	426,00	-	-				
	○	KR991231	①	525,00	-	-	-			
	●	KR991232	①	525,00	-	-		-	30,00	205,00
	○	KR991131	①	525,00	-	-	-			
	●	KR991132	①	525,00	-	-		-	30,00	205,00
	○	KR991331	①	509,00	-	-	-			
	●	KR991332	①	509,00	-	-		-	30,00	205,00
	○	KR991431	①	525,00	-	-	-			
	●	KR991432	①	525,00	-	-		-	30,00	205,00

	CRI	CCT	Wattage	Drive current	Fixture lumen
① LED	CRI90+	2700K/3000K	6,7W	700mA	315lm





kreon cana 120

		Colour	KR-code	Base price (EUR excl. VAT)	Required accessories	Optional accessories	
 <p>cana 120 profile Input voltage: 230V, nr. of circuits: 3</p>	○	<u>KR795201</u>	231,00	■	■		price/m
	●	<u>KR795202</u>	231,00	■	■		price/m

kreon cana 120

	KR-code	Base price (EUR excl. VAT)		
■ Required accessories				
Plasterkit	<u>KR705020</u>	106,00	Trimless plasterkit profile ☉ LxW Lx180 H 190	price/m
■ Optional accessories				
Corner cut	<u>KR705521</u>	263,00	cana 120 corner cut 90°, white	
	<u>KR705522</u>	263,00	cana 120 corner cut 90°, black	
	<u>KR705620</u>	166,00	Trimless plasterkit corner cut 90°	

kreon cana 120 holon





	Colour	KR-code	Light sources	Base price (EUR excl. VAT)	9027 2700K, CRI90+	9030 3000K, CRI90+	9040 4000K, CRI90+	9827 2700K, CRI98+	9830 3000K, CRI98+	9840 4000K, CRI98+	SP Spot (12°)	FL Flood (24°)	WFL Wide flood (38°)	SW Switchable ON/OFF	VD 1-10V dimming	DD DALI dimming	Optional accessories
	○	KR934021	①	487,00	-	-	-	28,00	28,00	28,00	-	-	-	-	18,00	36,00	■
	●	KR934022	①	487,00	-	-	-	28,00	28,00	28,00	-	-	-	-	18,00	36,00	■
	○	KR934121	①	487,00	-	-	-	28,00	28,00	28,00	-	-	-	-	18,00	36,00	■
	●	KR934122	①	487,00	-	-	-	28,00	28,00	28,00	-	-	-	-	18,00	36,00	■
	○	KR934521	②	829,00	-	-	-	56,00	56,00	56,00	-	-	-	-	18,00	36,00	■
	●	KR934522	②	829,00	-	-	-	56,00	56,00	56,00	-	-	-	-	18,00	36,00	■
	○	KR934621	②	829,00	-	-	-	56,00	56,00	56,00	-	-	-	-	18,00	36,00	■
	●	KR934622	②	829,00	-	-	-	56,00	56,00	56,00	-	-	-	-	18,00	36,00	■

			CRI	CCT	Voltage	Wattage	Fixture lumen
①	LED	SP	CRI90+	2700K/3000K/4000K	230V	15,6W	793lm
			CRI98+	2700K/3000K/4000K	230V	15,6W	567lm
	FL & WFL	CRI90+	2700K/3000K/4000K	230V	17,1W	1075lm	
		CRI98+	2700K/3000K/4000K	230V	12,9W	753lm	
②	LED	SP	CRI90+	2700K/3000K/4000K	230V	2 x 15,6W	1585lm
			CRI98+	2700K/3000K/4000K	230V	2 x 15,6W	1134lm
	FL & WFL	CRI90+	2700K/3000K/4000K	230V	2 x 17,1W	2150lm	
		CRI98+	2700K/3000K/4000K	230V	2 x 12,9W	1505lm	

kreon cana 120 accessories

	KR-code	Base price (EUR excl. VAT)	
■ Optional accessories			
Lenses (for twin, order twice)	<u>KR750100</u>	28,00	Sculpture lens
	<u>KR750200</u>	28,00	Diffusing lens
	<u>KR750800</u>	38,00	Softening lens

kreon cana 120 prologe





	Colour	KR-code	Light sources	Base price (EUR excl. VAT)	9027 2700K, CRI90+	9030 3000K, CRI90+	9040 4000K, CRI90+	9827 2700K, CRI98+	9830 3000K, CRI98+	9840 4000K, CRI98+	SP Spot (12°)	FL Flood (24°)	WFL Wide flood (38°)	SW Switchable ON/OFF	VD 1-10V dimming	DD DALI dimming	Optional accessories
	○	KR934071	①	487,00	-	-	-	28,00	28,00	28,00	-	-	-	-	18,00	36,00	■
	●	KR934072	①	487,00	-	-	-	28,00	28,00	28,00	-	-	-	-	18,00	36,00	■
	○	KR934171	①	487,00	-	-	-	28,00	28,00	28,00	-	-	-	-	18,00	36,00	■
	●	KR934172	①	487,00	-	-	-	28,00	28,00	28,00	-	-	-	-	18,00	36,00	■
	○	KR934571	②	829,00	-	-	-	56,00	56,00	56,00	-	-	-	-	18,00	36,00	■
	●	KR934572	②	829,00	-	-	-	56,00	56,00	56,00	-	-	-	-	18,00	36,00	■
	○	KR934671	②	829,00	-	-	-	56,00	56,00	56,00	-	-	-	-	18,00	36,00	■
	●	KR934672	②	829,00	-	-	-	56,00	56,00	56,00	-	-	-	-	18,00	36,00	■

			CRI	CCT	Voltage	Wattage	Fixture lumen
①	LED	SP	CRI90+	2700K/3000K/4000K	230V	15,6W	812lm
			CRI98+	2700K/3000K/4000K	230V	15,6W	581lm
	FL & WFL	CRI90+	2700K/3000K/4000K	230V	17,1W	1067lm	
		CRI98+	2700K/3000K/4000K	230V	12,9W	747lm	
②	LED	SP	CRI90+	2700K/3000K/4000K	230V	2 x 15,6W	1623lm
			CRI98+	2700K/3000K/4000K	230V	2 x 15,6W	1161lm
	FL & WFL	CRI90+	2700K/3000K/4000K	230V	2 x 17,1W	2134lm	
		CRI98	2700K/3000K/4000K	230V	2 x 12,9W	1494lm	

kreon cana 120 accessories

	KR-code	Base price (EUR excl. VAT)	
■ Optional accessories			
Lenses (for twin, order twice)	<u>KR750100</u>	28,00	Sculpture lens
	<u>KR750200</u>	28,00	Diffusing lens
	<u>KR750800</u>	38,00	Softening lens

kreon diapason 40





	Colour	KR-code	Light sources	Base price (EUR excl. VAT)	9027 2700K, CRI90+	9030 3000K, CRI90+	SP Spot (10°)	FL Flood (24°)	WFL Wide flood (46°)	SW Switchable ON/OFF	VD 1-10V dimmable	DD DALI dimmable	Required accessories	Optional accessories
 diapason 40 M10	○	KR906601	①	262,00	-	-	-	-	-	-	-	-	■	
	●	KR906602	①	262,00	-	-	-	-	-	-	-	-	■	
 diapason 40 recessed mounted	○	KR906611	①	280,00	-	-	-	-	-	-	-	■	■	
	●	KR906612	①	280,00	-	-	-	-	-	-	-	■	■	
 diapason 40 surface mounted	○	KR906651	①	320,00	-	-	-	-	-	-	-	-	■	
	●	KR906652	①	320,00	-	-	-	-	-	-	-	-	■	
 diapason 40 on-track	○	KR906621	②	337,00	-	-	-	-	-	-	30.00	30.00	■	
	●	KR906622	②	337,00	-	-	-	-	-	-	30.00	30.00	■	

	CRI	CCT	Voltage	Wattage	Drive current	Fixture lumen
①	LED	CRI90+	2700K/3000K	3,2W	1050mA	237lm
②	LED	CRI90+	2700K/3000K	48V	4,5W	109lm

kreon diapason 40 accessories

	KR-code	Base price (EUR excl. VAT)	
■ Required accessories			
Installation kit for diapason 40 recessed mounted	<u>KR717104</u>	25,00	Plasterkit kit without trim, front mounting, no shadowgap ☉ Ø 102
	<u>KR717108</u>	25,00	Plasterkit kit without trim, front mounting, with shadowgap ☉ Ø 102
	<u>KR717000</u>	36,00	Plasterkit kit without trim, back mounting, with shadowgap ☉ Ø 102
	○ <u>KR717021</u>	38,00	Installation kit with trim, white ☉ Ø 90
	● <u>KR717022</u>	38,00	Installation kit with trim, black ☉ Ø 90
Concrete plasterkit	<u>KR717101</u>	36,00	Plasterkit for concrete installation, no shadowgap
	<u>KR717109</u>	36,00	Plasterkit for concrete installation, shadowgap
Installation kit	<u>KR717100</u>	31,00	Installation kit, no shadowgap
Low voltage track			See page 322
■ Optional accessories			
Driver	<u>KR772142</u>	80,00	LED driver, 1050mA, 1-10V, 39W
	<u>KR772443</u>	136,00	LED driver, 1050mA, DALI, 60W

kreon diapason 80





	Colour	KR-code	Light sources	Base price (EUR excl. VAT)	9027 2700K, CRI90+	9090 3000K, CRI90+	SP Spot (20°)	FL Flood (30°)	WFL Wide flood (40°)	SW Switchable ON/OFF	VD 1-10V dimming	DD DALI dimming	Required accessories	Optional accessories
	○	KR916601	①	297,00	-	-	-	-	-					■
	●	KR916602	①	297,00	-	-	-	-	-					■
	◐	KR916605	①	336,00	-	-	-	-	-					■
	○	KR916611	①	315,00	-	-	-	-	-				■	■
	●	KR916612	①	315,00	-	-	-	-	-				■	■
	◐	KR916615	①	356,00	-	-	-	-	-				■	■
	○	KR916651	①	361,00	-	-	-	-	-					■
	●	KR916652	①	361,00	-	-	-	-	-					■
	◐	KR916655	①	399,00	-	-	-	-	-					■
	○	KR916621	②	380,00	-	-	-	-	-	-	30,00	30,00		■
	●	KR916622	②	380,00	-	-	-	-	-	-	30,00	30,00		■
	◐	KR916625	②	427,00	-	-	-	-	-	-	30,00	30,00		■

	CRI	CCT	Voltage	Wattage	Drive current	Fixture lumen
① LED	CRI80+	2700K/3000K		5,7W	500mA	557lm
	CRI90+	2700K/3000K		5,7W	500mA	428lm
② LED	CRI80+	2700K/3000K	48V	8,2W		557lm
	CRI90+	2700K/3000K	48V	8,2W		428lm

kreon diapason 80 accessories

	Colour	KR-code	Base price (EUR excl. VAT)	
■ Required accessories				
Installation kit for diapason 80 recessed mounted		<u>KR717104</u>	25,00	Plasterkit kit without trim, front mounting, no shadowgap ⌀ Ø 102
		<u>KR717108</u>	25,00	Plasterkit kit without trim, front mounting, with shadowgap ⌀ Ø 102
		<u>KR717000</u>	36,00	Plasterkit kit without trim, back mounting, with shadowgap ⌀ Ø 102
	○	<u>KR717021</u>	38,00	Installation kit with trim, white ⌀ Ø 90 H 70
	●	<u>KR717022</u>	38,00	Installation kit with trim, black ⌀ Ø 90 H 70
Plasterkit concrete		<u>KR717101</u>	35,00	Plasterkit for concrete installation, no shadowgap
		<u>KR717109</u>	35,00	Plasterkit for concrete installation, shadowgap
Installation kit		<u>KR717100</u>	31,00	Installation kit, no shadowgap
Low voltage track				See page 322
■ Optional accessories				
Glare preventer	○	<u>KR706721</u>	64,00	Straight glare preventer, white (H 30)
	●	<u>KR706722</u>	64,00	Straight glare preventer, black (H 30)
	○	<u>KR706731</u>	73,00	Rounded glare preventer, white (H 54)
	●	<u>KR706732</u>	73,00	Rounded glare preventer, black (H 54)
Louvres and lenses		<u>KR706070</u>	43,00	Anti-glare louver
		<u>KR706270</u>	33,00	Diffusing lens
Driver		<u>KR772024</u>	42,00	LED driver, 500mA, ON/OFF, 20W
		<u>KR772220</u>	64,00	LED driver, 500mA, 1-10V, 20W
		<u>KR772126</u>	76,00	LED driver, 500mA, DALI, 18W
		<u>KR772229</u>	145,00	LED driver, 500mA, Casambi, 27W

kreon diapason 120


		Colour	KR-code	Light sources	Base price (EUR excl. VAT)	9027 2700K, CRI90+	9030 3000K, CRI90+	9827 2700K, CRI98+	9830 3000K, CRI98+	SP Spot (12°)	FL Flood (24°)	WFL Wide flood (38°)	SW Switchable ON/OFF	VD 1-10V dimming	DD DALI dimming	Required accessories	Optional accessories
	diapason 120 M10	○	KR926601	①	428,00	–	–	28,00	28,00	–	–	–					■
		●	KR926602	①	428,00	–	–	28,00	28,00	–	–	–					
	diapason 120 base	○	KR926611	①	446,00	–	–	28,00	28,00	–	–	–				■	■
		●	KR926612	①	446,00	–	–	28,00	28,00	–	–	–				■	■
	diapason 120 surface mounted	○	KR926651	①	494,00	–	–	28,00	28,00	–	–	–					■
		●	KR926652	①	494,00	–	–	28,00	28,00	–	–	–					■
	diapason 120 on-track	○	KR926621	②	527,00	–	–	28,00	28,00	–	–	–	–	29,00	29,00		■
		●	KR926622	②	527,00	–	–	28,00	28,00	–	–	–	–	29,00	29,00		■

			CRI	CCT	Voltage	Wattage	Drive current	Fixture lumen
①	LED	SP	CRI90+	2700K/3000K		19,5W	700mA	1185lm
			CRI98+	2700K/3000K		19,5W	700mA	939lm
	FL & WFL	CRI90+	2700K/3000K		16,5W	700mA	1761lm	
		CRI98+	2700K/3000K		19,9W	700mA	1794lm	
②	LED	SP	CRI90+	2700K/3000K	48V	22W		1185lm
			CRI98+	2700K/3000K	48V	19,5W		939lm
	FL & WFL	CRI90+	2700K/3000K	48V	19W		1761lm	
		CRI98+	2700K/3000K	48V	19,9W		1794lm	


kreon diapason 120 accessories

	Colour	KR-code	Base price (EUR excl. VAT)	
■ Required accessories				
Installation kit for diapason 120 base		KR717104	25,00	Plasterkit kit without trim, front mounting, no shadowgap ⌀ Ø 102
		KR717108	25,00	Plasterkit kit without trim, front mounting, with shadowgap ⌀ Ø 102
		KR717000	36,00	Plasterkit kit without trim, back mounting, with shadowgap ⌀ Ø 102
	○	KR717021	38,00	Installation kit with trim, white ⌀ Ø 90 H 70
	●	KR717022	38,00	Installation kit with trim, black ⌀ Ø 90 H 70
Plasterkit concrete		KR717101	35,00	Plasterkit for concrete installation, no shadowgap
		KR717109	35,00	Plasterkit for concrete installation, shadowgap
Installation kit		KR717100	31,00	Installation kit, no shadowgap
230V track				See page 342
■ Optional accessories				
Glare preventer	○	KR706821	75,00	Straight glare preventer, white (H 40)
	●	KR706822	75,00	Straight glare preventer, black (H 40)
	○	KR706831	84,00	Rounded glare preventer, white (H 90)
	●	KR706832	84,00	Rounded glare preventer, black (H 90)
Louvres and lenses ②		KR706080	43,00	Anti-glare louvre
		KR706180	39,00	Sculpture lens
		KR706280	33,00	Diffusing lens
Driver		KR772050	73,00	LED driver, 700mA, ON/OFF, 50W
		KR772232	64,00	LED driver, 700mA, 1-10V, 20W
		KR772233	90,00	LED driver, 700mA, DALI, 27W
		KR772430	37,00	LED driver, 700mA, phase dim, 25W
		KR772239	145,00	LED driver, 700mA, Casambi, 36W

kreon dolma 40


	Colour	KR-code	Base price (EUR excl. VAT)	
 dolma 40 profile Min depth: 80, thickness boardmaterial: max. 12,5mm, IP40	●	<u>KR745002</u>	206,00	price/m
	●	<u>KR745003</u>	206,00	price/m
■ Optional accessories				
Driver		<u>KR772142</u>	80,00	LED driver, 1050mA, 1-10V, 39W
		<u>KR772443</u>	136,00	LED driver, 1050mA, DALI, 60W

kreon dolma 40



		Colour	KR-code	Light sources	Base price (EUR excl. VAT)	9027 2700K, CRI90+	9030 3000K, CRI90+	EX gear excluded	SW Switchable ON/OFF	VD 1-10V dimming	DD DALI dimming
	dolma 40 up/down light Gear: incl., 230V, IP20	○	<u>KR915341</u>	①	309,00	-	-	-	45,00	57,00	57,00
		●	<u>KR915342</u>	①	309,00	-	-	-	45,00	57,00	57,00

			CRI	CCT	Voltage	Wattage	Drive current	Fixture lumen
①	LED	SW/VD/DD	CRI90+	2700K/3000K	230V	3,2W		111lm
		EX	CRI90+	2700K/3000K	3V	3,2W	1050mA	111lm

kreon dolma 80



	Colour	KR-code	Base price (EUR excl. VAT)	
 dolma 80 profile Min depth: 80, thickness boardmaterial: max. 15mm, IP40	●	<u>KR715002</u>	231,00	price/m
	●	<u>KR715003</u>	231,00	price/m
■ Optional accessories				
Electrical wiring		<u>KR705401</u>	14,00	Extra electrical wiring (for an extra circuit)
EURO connector		<u>KR705403</u>	7,00	EURO connector

kreon dolma 80



		Colour	KR-code	Light sources	Base price (EUR excl. VAT)	8027 2700K, CR180+	8030 3000K, CR180+	SW Switchable ON/OFF	VD 1-10V dimming	DD DALI dimming	Optional accessories
 dolma 80 up/down light Gear: incl., 230V, IP20	○	KR915441	①	393,00	–	–	–	73,00	73,00	■	
	●	KR915442	①	393,00	–	–	–	73,00	73,00	■	
	●	KR915443	①	393,00	–	–	–	73,00	73,00	■	
 dolma 80 symmetrical light Gear: incl., 230V, IP20	○	KR915471	①	425,00	–	–	–	73,00	73,00	■	
	●	KR915472	①	425,00	–	–	–	73,00	73,00	■	
	●	KR915473	①	425,00	–	–	–	73,00	73,00	■	

	CRI	CCT	Voltage	Wattage	Fixture lumen
① LED	CRI80+	2700K/3000K	230V	8,4W	126lm

kreon dolma 80 outdoor


	Colour	KR-code	Base price (EUR excl. VAT)	
 dolma 80 outdoor profile Min depth: 125, IP40	●	<u>KR715402</u>	246,00	price/m
	●	<u>KR715403</u>	246,00	price/m
 dolma 80 shower profile Min depth: 125, IP40	●	<u>KR715502</u>	246,00	price/m
	●	<u>KR715503</u>	246,00	price/m
■ Optional accessories				
Driver (IP20)		<u>KR772034</u>	42,00	LED driver, 700mA, ON/OFF, 20W (IP20)
		<u>KR772232</u>	64,00	LED driver, 700mA, 1-10V, 20W (IP20)
		<u>KR772236</u>	76,00	LED driver, 700mA, DALI, 18W (IP20)

kreon dolma 80 outdoor



		Colour	KR-code	Light sources	Base price (EUR excl. VAT)	8027 2700K, CRI80+	8030 3000K, CRI80+	SW Switchable ON/OFF	VD 1-10V dimming	DD DALI dimming	Optional accessories
	dolma 80 outdoor up/down light Watertight gearbox: incl., 230V, IP55	○	<u>KR915961</u>	①	517,00	–	–	–	73,00	73,00	■
		●	<u>KR915962</u>	①	517,00	–	–	–	73,00	73,00	■
	dolma 80 shower up/down light Gear: excl., IP55	○	<u>KR915971</u>	②	517,00	–	–				■
		●	<u>KR915972</u>	②	517,00	–	–				■

		CRI	CCT	Voltage	Wattage	Drive current	Fixture lumen
①	LED	CRI80+	2700K/3000K	230V	8,4W		204lm
②	LED	CRI80+	2700K/3000K		8,4W	700mA	204lm

kreon dolma 145




	Colour	KR-code	Base price (EUR excl. VAT)	
 dolma 145 profile Min depth: 80, thickness boardmaterial: max. 15mm, IP40	●	<u>KR725002</u>	274,00	price/m
	●	<u>KR725003</u>	274,00	price/m
■ Optional accessories (not for dolma outdoor)				
Electrical wiring		<u>KR705401</u>	14,00	Extra electrical wiring (for an extra circuit)
EURO connector		<u>KR705403</u>	7,00	EURO connector

kreon dolma 145

		Colour	KR-code	Light sources	Base price (EUR excl. VAT)	8027 2700K, CRI80+	8030 3000K, CRI80+	SW Switchable ON/OFF	VD 1-10V dimming	DD DALI dimming	Optional accessories
 dolma 145 up/down light Gear: incl., 230V, IP20	○	KR925441	①		485,00	–	–	–	73,00	73,00	■
	●	KR925442	①		485,00	–	–	–	73,00	73,00	■
	●	KR925443	①		485,00	–	–	–	73,00	73,00	■
 dolma 145 symmetrical light Gear: incl., 230V, IP20	○	KR925471	①		517,00	–	–	–	73,00	73,00	■
	●	KR925472	①		517,00	–	–	–	73,00	73,00	■
	●	KR925473	①		517,00	–	–	–	73,00	73,00	■

	CRI	CCT	Voltage	Wattage	Fixture lumen
① LED	CRI90+	2700K/3000K	230V	2 x 8,4W	297lm

kreon down 40




	Colour	KR-code	Light sources	Base price (EUR excl. VAT)	9527 2700K, CRI95+	9530 3000K, CRI95+	SP Spot (10°)	FL Flood (24°)	WFL Wide flood (46°)	OV Oval (42° + 12°)	Optional accessories
 down 40 directional Ⓞ LxW 45x45 H 80 Glare snoot: incl.	○	KR957781	①	171,00	-	-	-	-	-	■	
	●	KR957782	①	171,00	-	-	-	-	-	■	
 down 40 downlight Ⓞ LxW 45x45 H 80	○	KR957081	②	146,00	-	-	-	-	-	■	
	●	KR957082	②	146,00	-	-	-	-	-	■	
 down 40 wallwasher Ⓞ LxW 45x45 H 80	○	KR957381	③	198,00	-	-	-	-	-	■	
	●	KR957382	③	198,00	-	-	-	-	-	■	

	CRI	CCT	Wattage	Drive current	Fixture lumen
① LED	CRI95+	2700K/3000K	2W	700mA	121lm
			3,2W	1050mA	143lm
② LED	CRI95+	2700K/3000K	2W	700mA	138lm
			3,2W	1050mA	172lm
③ LED	CRI95+	2700K/3000K	2W	700mA	47lm
			3,2W	1050mA	71lm

kreon down 40 accessories

	KR-code	Base price (EUR exc. VAT)	
■ Optional accessories			
Plasterkit concrete	<u>KR747602</u>	34,00	Plasterkit for concrete installation
Louvre IP44 (only for downlight)	<u>KR707311</u>	26,00	Louvre IP44, white
	<u>KR707312</u>	26,00	Louvre IP44, black
Driver	<u>KR752730</u>	17,00	LED driver, 700mA, ON/OFF, 3W (IP65)
	<u>KR752633</u>	60,00	LED driver, 700mA, DALI, 10W
	<u>KR772631</u>	57,00	LED driver, 700mA, phase dim, 2,1-9,8W
	<u>KR772632</u>	60,00	LED driver, 700mA, 0/1-10V, 7-12W
	<u>KR772633</u>	66,00	LED driver, 700mA, DALI, 1,4-8,4W
	<u>KR772142</u>	80,00	LED driver, 1050mA, 1-10V, 39W
	<u>KR772443</u>	136,00	LED driver, 1050mA, DALI, 60W
	<u>KR772249</u>	145,00	LED driver, 1050mA, Casambi, 38W (min. 4 modules)

kreon down 60



	Colour	KR-code	Light source	Base price (EUR excl. VAT)	9027 2700K, CRI90+	9030 3000K, CRI90+	9040 4000K, CRI90+	TW tunable white, CRI90+	DTW dim-to-warm	SSP superpot (18°)	SP spot (34°)	FL flood (54°)	WFL wide flood (69°)	Required accessories	Optional accessories
 down 60 downlight SSP & SP LxW 68x68 D 87 Gear: excl., IP20	○	KR947361	①	206,00	-	-	-	23,00	11,00	-	-			■	■
	●	KR947362	①	206,00	-	-	-	23,00	11,00	-	-			■	■
 down 60 downlight FL & WFL LxW 68x68 D 87 Gear: excl., IP20	○	KR947371	②	206,00	-	-	-	23,00	11,00			-	-	■	■
	●	KR947372	②	206,00	-	-	-	23,00	11,00			-	-	■	■
 down 60 wallwasher LxW 68x68 D 92 Gear: excl., IP20	○	KR947561	③	218,00	-	-	-	23,00	11,00					■	■
	●	KR947562	③	218,00	-	-	-	23,00	11,00					■	■

		CRI	CCT	Wattage	Drive current	Fixture lumen
①	LED (SSP)	CRI90+	2700K/3000K/4000K	9,9W	300mA	566lm
	LED (SP)	CRI90+	2700K/3000K/4000K 2700K-5000K	12W 2x12W	300mA	717lm 905lm
②	LED (FL)	CRI90+	2700K/3000K/4000K 2700K-5000K	12W 2x12W	350mA 300mA	1037lm 890lm
	LED (WFL)	CRI90+	2700K/3000K/4000K 2700K-5000K	12W 2x12W	350mA 300mA	1088lm 933lm
③	LED (WW)	CRI90+	2700K/3000K/4000K	9,9W	300mA	807lm

kreon down 60 accessories

	KR-code	Base price (EUR excl. VAT)	
■ Optional accessories			
Plasterkit concrete	<u>KR747372</u>	34,00	Plasterkit for concrete installation
Driver 300mA for SSP & SP	<u>KR747464</u>	42,00	LED driver, 300mA, ON/OFF, 16W
	<u>KR747562</u>	64,00	LED driver, 300mA, 1-10V, 15W
	<u>KR747666</u>	76,00	LED driver, 300mA, DALI, 16W (suitable for dim-to-warm)
Driver 300mA for FL & WFL	<u>KR772209</u>	145,00	LED driver, 300mA, Casambi, 16W (suitable for dim-to-warm)
	<u>KR747064</u>	42,00	LED driver, 350mA, ON/OFF, 18W
Driver 350mA for FL & WFL	<u>KR747162</u>	64,00	LED driver, 350mA, 1-10V, 18W
	<u>KR747267</u>	76,00	LED driver, 350mA, DALI, 3,5-17W, dim-to-warm
Driver 350mA (dim-to-warm)	<u>KR772219</u>	145,00	LED driver, 350mA, Casambi, 18,5W (suitable for dim-to-warm)
	<u>KR747766</u>	134,00	LED driver, 300mA, DALI-2 DT8, 2x0,6-16,5W, tunable white
Driver (tunable white)	<u>KR747866</u>	116,00	LED driver, 280mA, DALI-2 DT8, 2x1-11,2W, tunable white

kreon down 80


	Colour	KR-code	Light sources	Base price (EUR excl. VAT)	9027 2700K, CRI90+	9030 3000K, CRI90+	9040 4000K, CRI90+	TW tunable white	DTW dim-to-warm, CRI97+	SSP spot (18°)	SP spot (35°)	FL flood (52°)	Optional accessories
 down 80 HE directional SSP & SP Ⓢ LxW 91x91 H 120 Ⓢ Gear: excl., IP40	○	<u>KR947021</u>	①	290,00	-	-	-	23,00	11,00	-	-	-	■
	●	<u>KR947022</u>	①	290,00	-	-	-	23,00	11,00	-	-	-	■
 down 80 HE directional FL Ⓢ LxW 91x91 H 120 Ⓢ Gear: excl., IP40	○	<u>KR947121</u>	②	290,00	-	-	-	23,00	11,00	-	-	-	■
	●	<u>KR947122</u>	②	290,00	-	-	-	23,00	11,00	-	-	-	■

		CRI	CCT	Wattage	Drive current	Fixture lumen
①	LED (SSP)	CRI90+	2700K/3000K/4000K	9,9W	300mA	500lm
	LED (SP)	CRI90+	2700K/3000K/4000K	9,9W	300mA	736lm
		CRI90+	TW 2700K-5000K	2x12W	300mA	820-1055lm
		CRI97+	DTW 1800K-3000K	12,6W	350mA	726lm
②	LED (FL)	CRI90+	2700K/3000K/4000K	12W	350mA	995lm
	LED (FL)	CRI90+	TW 2700K-5000K	2x12W	300mA	914-1172lm
		CRI97+	DTW 1800K-3000K	12,6W	350mA	823lm

kreon down 80 accessories

	KR-code	Base price (EUR excl. VAT)	
■ Optional accessories			
Plasterkit concrete	<u>KR747702</u>	36,00	Plasterkit for concrete installation
Driver 300mA for SSP & SP	<u>KR747464</u>	42,00	LED driver, 300mA, ON/OFF, 16W
	<u>KR747562</u>	64,00	LED driver, 300mA, 1-10V, 15W
	<u>KR747666</u>	76,00	LED driver, 300mA, DALI, 16W (suitable for dim-to-warm)
	<u>KR772209</u>	145,00	LED driver, 300mA, Casambi, 16W (suitable for dim-to-warm)
Driver 350mA for FL & WFL	<u>KR747064</u>	42,00	LED driver, 350mA, ON/OFF, 18W
	<u>KR747162</u>	64,00	LED driver, 350mA, 1-10V, 18W
Driver 350mA (dim-to-warm)	<u>KR747266</u>	76,00	LED driver, 350mA, DALI, 3,5-17W, dim-to-warm
	<u>KR772219</u>	145,00	LED driver, 350mA, Casambi, 18,5W (suitable for dim-to-warm)
Driver (tunable white)	<u>KR747766</u>	134,00	LED driver, 300mA, DALI-2 DT8, 2x0,6-16,5W, tunable white
	<u>KR747866</u>	116,00	LED driver, 280mA, DALI-2 DT8, 2x1-11,2W, tunable white

kreon down 80




	Colour	KR-code	Light sources	Base price (EUR excl. VAT)	9027 2700K, CRI90+	9030 3000K, CRI90+	9040 4000K, CRI90+	TW tunable white	DTW dim-to-warm, CRI97+	Optional accessories
 down 80 HE wallwasher LxW 91x91 H 92 Gear: excl., IP40	○	<u>KR947421</u>	①	329,00	-	-	-	23,00	11,00	■
	●	<u>KR947422</u>	①	329,00	-	-	-	23,00	11,00	■

	CRI	CCT	Wattage	Drive current	Fixture lumen
① LED	CRI90+	2700K/3000K/4000K	9,9W	300mA	807lm
(WW)	CRI90+	TW 2700K-5000K	2x12W	300mA	837lm-1111lm

kreon down 80 accessories

	KR-code	Base price (EUR excl. VAT)	
■ Optional accessories			
Plasterkit concrete	<u>KR747702</u>	36,00	Plasterkit for concrete installation
Driver 300mA	<u>KR747464</u>	42,00	LED driver, 300mA, ON/OFF, 16W
	<u>KR747562</u>	64,00	LED driver, 300mA, 1-10V, 15W
	<u>KR747666</u>	76,00	LED driver, 300mA, DALI, 16W (suitable for dim-to-warm)
	<u>KR742209</u>	145,00	LED driver, 300mA, Casambi, 16W (suitable for dim-to-warm)
Driver (tunable white)	<u>KR747766</u>	134,00	LED driver, 300mA, DALI-2 DT8, 2x0,6-16,5W, tunable white
	<u>KR747866</u>	116,00	LED driver, 280mA, DALI-2 DT8, 2x1-11,2W, tunable white

kreon down 80





	Colour	KR-code	Light sources	Base price (EUR excl. VAT)	9527 2700K, CRI95+	9530 3000K, CRI95+	9540 4000K, CRI95+	SP Spot (18°)	FL Flood (28°)	WFL Wide flood (38°)	Required accessories	Optional accessories
 down 80 directional LED Ⓞ LxW 91x91 H 120 Ⓞ Filter holder: incl., glare snoot: incl.	○	KR947931	①	252,00	-	-	-	-	-	-	■	
	●	KR947932	①	252,00	-	-	-	-	-	-	■	
 down 80 directional LED MR16 Ⓞ LxW 91x91 H 110 Ⓞ Filter holder: incl., lamp: excl., glare snoot: incl.	○	KR947801	②	105,00							■	
	●	KR947802	②	105,00							■	
 down 80 directional LED PAR16 Ⓞ LxW 91x91 H 125 Ⓞ Filter holder: incl., lamp: excl., glare snoot: incl.	○	KR947841	③	105,00							■	
	●	KR947842	③	105,00							■	

	CRI	CCT	Voltage	Wattage	Drive current	Fixture lumen
① LED	CRI95+	2700K/3000K/4000K		11,9W	350mA	665lm
② LED MR16			12V	15W		
③ LED PAR16			230V	15W		

kreon down 80 accessories

	KR-code	Base price (EUR exc. VAT)	
■ Optional accessories			
Plasterkit concrete	<u>KR747702</u>	36,00	Plasterkit for concrete installation
Lenses	<u>KR704100</u>	27,00	Sculpture lens
	<u>KR704200</u>	27,00	Diffusing lens
	<u>KR772342</u>	30,00	Anti-glare louvre
Driver	<u>KR747064</u>	42,00	LED driver, 350mA, ON/OFF, 0,7-19W
	<u>KR752743</u>	73,00	LED driver, 350mA, phase dim, 0,7-17W
	<u>KR747162</u>	64,00	LED driver, 350mA, 1-10V, 6-18W
	<u>KR747266</u>	76,00	LED driver, 350mA, DALI, 3,5-17W
	<u>KR772219</u>	145,00	LED driver, 350mA, Casambi, 3,5-18,5W

kreon down 80




	Colour	KR-code	Light sources	Base price (EUR excl. VAT)	9027 2700K, CRI90+			9030 3000K, CRI90+			9040 4000K, CRI90+			Optional accessories
					9827 2700K, CRI98+	9830 3000K, CRI98+	9840 4000K, CRI98+	9827 2700K, CRI98+	9830 3000K, CRI98+	9840 4000K, CRI98+	9827 2700K, CRI98+	9830 3000K, CRI98+	9840 4000K, CRI98+	
 down 80 downlight LED Ⓢ LxW 91x91 H 100 Ⓢ Wide flood reflector (38°): incl.	○	KR947031	①	228,00	-	-	-	28,00	28,00	28,00		■		
	●	KR947032	①	228,00	-	-	-	28,00	28,00	28,00		■		
 down 80 downlight LED MR16 Ⓢ LxW 91x91 H 110 Ⓢ Lamp: excl.	○	KR947231	②	105,00								■		
	●	KR947232	②	105,00								■		
 down 80 downlight LED PAR16 Ⓢ LxW 91x91 H 130 Ⓢ Lamp: excl.	○	KR947251	③	105,00								■		
	●	KR947252	③	105,00								■		
 down 80 wallwasher LED Ⓢ LxW 91x91 H 100 Ⓢ Wallwash reflector: incl.	●	KR947432	④	328,00	-	-	-	28,00	28,00	28,00		■		

	CRI	CCT	Voltage	Wattage	Drive current	Fixture lumen
① LED	CRI90+	2700K/3000K/4000K		11,4W	700mA	985lm
	CRI98+	2700K/3000K/4000K		9,2W	500mA	731lm
② LED MR16			12V	15W		
③ LED PAR16			230V	15W		
④ LED	CRI90+	2700K/3000K/4000K		11,4W	700mA	509lm
	CRI98+	2700K/3000K/4000K		9,2W	500mA	378lm

kreon down 80 accessories

	KR-code	Base price (EUR excl. VAT)	
■ Optional accessories			
Plasterkit concrete	<u>KR747702</u>	36,00	Plasterkit for concrete installation
Louvre IP44 (only for downlight)	<u>KR717316</u>	31,00	Louvre IP44, white
	<u>KR717312</u>	31,00	Louvre IP44, black
Driver	<u>KR772034</u>	42,00	LED driver, 700mA, ON/OFF, 1,4-20W
	<u>KR772232</u>	64,00	LED driver, 700mA, 1-10V, 1,4-20W
	<u>KR772236</u>	76,00	LED driver, 700mA, DALI, 5,5-18W
	<u>KR772430</u>	37,00	LED driver, 700mA, phase dim, 13-25W
	<u>KR772931</u>	32,00	LED driver, 700mA, phase dim, 2,1-14W
	<u>KR772239</u>	145,00	LED driver, 700mA, Casambi, 7-36W

kreon down 120



	Colour	KR-code	Light sources	Base price (EUR excl. VAT)	9027			9030			9040			9827			9830			9840			SP			FL			WFL			Optional accessories
					2700K, CRI90+	3000K, CRI90+	4000K, CRI90+	2700K, CRI98+	3000K, CRI98+	4000K, CRI98+	2700K, CRI98+	3000K, CRI98+	4000K, CRI98+	Spot (12°)	Flood (28°)	Wide flood (34°)																
 down 120 directional LxW 128x128 H 140 Filter holder: incl., glare snoot: incl.	○	KR957981	①	363,00	-	-	-	28,00	28,00	28,00	-	17,00	17,00																			
	●	KR957982	①	363,00	-	-	-	28,00	28,00	28,00	-	17,00	17,00																			
 down 120 downlight low output LxW 128x128 H 110	○	KR957281	②	312,00	-	-	-	28,00	28,00	28,00	-	-	-																			
	●	KR957282	②	312,00	-	-	-	28,00	28,00	28,00	-	-	-																			
 down 120 downlight high output LxW 128x128 H 130	○	KR957291	③	312,00	-	-	-	28,00	28,00	28,00	-	-	-																			
	●	KR957292	③	312,00	-	-	-	28,00	28,00	28,00	-	-	-																			

			CRI	CCT	Wattage	Drive current	Fixture lumen	
①	LED	SP	CRI90+	2700K/3000K/4000K	15,6W	700mA	800lm	
			CRI98+	2700K/3000K/4000K	15,2W	700mA	573lm	
	FL&WFL	CRI90+	2700K/3000K/4000K	17,1W	700mA	987lm		
		CRI98+	2700K/3000K/4000K	12,9W	700mA	691lm		
	②	LED	SP	CRI90+	2700K/3000K/4000K	15,6W	700mA	1004lm
				CRI98+	2700K/3000K/4000K	15,2W	700mA	839lm
FL&WFL		CRI90+	2700K/3000K/4000K	17,1W	700mA	1609lm		
		CRI98+	2700K/3000K/4000K	12,9W	700mA	1127lm		
③	LED	CRI90+	2700K/3000K/4000K	25,7W	1050mA	2430lm		
		CRI98+	2700K/3000K/4000K	20W	1050mA	1605lm		

kreon down 120 accessories

	KR-code	Base price (EUR excl. VAT)	
■ Optional accessories			
Plasterkit concrete	<u>KR747612</u>	41,00	Plasterkit for concrete installation
Louvre IP44 (only for downlight)	<u>KR707416</u>	39,00	Louvre IP44, white
	<u>KR707412</u>	39,00	Louvre IP44, black
Lenses (only for directional)	<u>KR750100</u>	28,00	Sculpture lens
	<u>KR750200</u>	28,00	Diffusing lens
	<u>KR750800</u>	38,00	Softening lens
Driver	<u>KR772034</u>	42,00	LED driver, 700mA, ON/OFF, 1,4-20W
	<u>KR772232</u>	74,00	LED driver, 700mA, 1-10V, 1,4-20W
	<u>KR772236</u>	76,00	LED driver, 700mA, DALI, 5,5-18W
	<u>KR772430</u>	37,00	LED driver, 700mA, phase dim, 13-25W
	<u>KR772239</u>	145,00	LED driver, 700mA, Casambi, 7-36W
	<u>KR772140</u>	53,00	LED driver, 1050mA, ON/OFF, 19-42W
	<u>KR772142</u>	80,00	LED driver, 1050mA, 1-10V, 1-39W
	<u>KR772143</u>	90,00	LED driver, 1050mA, DALI, 16-35W
	<u>KR772249</u>	145,00	LED driver, 1050mA, Casambi, 10-38W

kreon down 120


	Colour	KR-code	Light sources	Base price (EUR excl. VAT)	9027			9827			Optional accessories
					2700K, CRI90+	3000K, CRI90+	4000K, CRI90+	2700K, CRI98+	3000K, CRI98+	4000K, CRI98+	
 down 120 wallwasher low output Ⓞ LxW 128x128 H 150 Wallwash reflector: incl.	○	KR957581	①	389,00	–	–	–	28,00	28,00	28,00	■
	●	KR957582	①	389,00	–	–	–	28,00	28,00	28,00	■
 down 120 wallwasher high output Ⓞ LxW 128x128 H 170 Wallwash reflector: incl.	○	KR957591	②	389,00	–	–	–	28,00	28,00	28,00	■
	●	KR957592	②	389,00	–	–	–	28,00	28,00	28,00	■

	CRI	CCT	Wattage	Drive current	Fixture lumen
① LED	CRI90+	2700K/3000K/4000K	17,1W	700mA	906lm
	CRI98+	2700K/3000K/4000K	12,9W	700mA	633lm
② LED	CRI90+	2700K/3000K/4000K	25,7W	1050mA	1275lm
	CRI98+	2700K/3000K/4000K	20W	1050mA	840lm

kreon down 120 accessories

	KR-code	Base price (EUR excl. VAT)	
■ Optional accessories			
Plasterkit concrete	<u>KR747612</u>	41,00	Plasterkit for concrete installation
Driver	<u>KR772034</u>	42,00	LED driver, 700mA, ON/OFF, 20W
	<u>KR772232</u>	74,00	LED driver, 700mA, 1-10V, 20W
	<u>KR772236</u>	76,00	LED driver, 700mA, DALI, 18W
	<u>KR772430</u>	37,00	LED driver, 700mA, phase dim, 25W
	<u>KR772239</u>	145,00	LED driver, 700mA, Casambi, 36W
	<u>KR772140</u>	53,00	LED driver, 1050mA, ON/OFF, 19-42W
	<u>KR772142</u>	80,00	LED driver, 1050mA, 1-10V, 1-39W
	<u>KR772143</u>	90,00	LED driver, 1050mA, DALI, 16-35W
	<u>KR772249</u>	145,00	LED driver, 1050mA, Casambi, 10-38W

kreon down 165



		Colour	KR-code	Light sources	Base price (EUR excl. VAT)	9027 2700K, CRI90+	9030 3000K, CRI90+	9040 4000K, CRI90+	9827 2700K, CRI98+	9830 3000K, CRI98+	9840 4000K, CRI98+	Required accessories	Optional accessories
 down 165 directional high output LxW 173x173 H 250 Filter holder: incl.	○	KR947341	①		373,00	–	–	–	28,00	28,00	28,00	■	■
	●	KR947342	①		373,00	–	–	–	28,00	28,00	28,00	■	■

	CRI	CCT	Wattage	Drive current	Fixture lumen
① LED	CRI90+	2700K/3000K/4000K	25,7W	1050mA	1874lm
	CRI98+	2700K/3000K/4000K	20W	1050mA	1249lm

kreon down 165 accessories

	KR-code	Base price (EUR exc. VAT)	
■ Required accessories			
Reflector (not for wallwasher)	<u>KR720032</u>	46,00	Reflector LED, spot 13°
	<u>KR720034</u>	46,00	Reflector LED, flood 23°
	<u>KR720036</u>	46,00	Reflector LED, wide flood 40°
■ Optional accessories			
Plasterkit concrete	<u>KR747712</u>	38,00	Plasterkit for concrete installation
Lenses	<u>KR720100</u>	31,00	Sculpture lens
	<u>KR720200</u>	31,00	Diffusing lens
	<u>KR720800</u>	44,00	Softening lens
Driver	<u>KR772140</u>	53,00	LED driver, 1050mA, ON/OFF, 36W
	<u>KR772142</u>	80,00	LED driver, 1050mA, 1-10V, 39W
	<u>KR772143</u>	90,00	LED driver, 1050mA, DALI, 35W
	<u>KR772249</u>	145,00	LED driver, 1050mA, Casambi, 37W




kreon down 165

	Colour	KR-code	Base price (EUR excl. VAT)	Required accessories	Optional accessories
 down 165 directional high output LE111 © LxW 173x173 H 173 glare snoot: incl.	○	<u>KR947351</u>	202,00	■	■
	●	<u>KR947352</u>	202,00	■	■
	●	<u>KR947353</u>	202,00	■	■
 aplis 165 fixed high output LE111 © LxW 173x173 H 95	○	<u>KR947451</u>	180,00	■	■
	●	<u>KR947452</u>	180,00	■	■

kreon down 165 accessories

	KR-code	Base price (EUR excl. VAT)	
■ Required accessories			
Light engine	<u>KR732100-9030-SP</u>	56,00	Light engine 111, 3000K, CRI90+, 15°, 25,7W, 700mA (2350lm)
	<u>KR732100-9030-FL</u>	56,00	Light engine 111, 3000K, CRI90+, 24°, 36,9W, 1050mA (3450lm)
	<u>KR732100-9030-WFL</u>	56,00	Light engine 111, 3000K, CRI90+, 60°, 36,8W, 1050mA (3150lm)
■ Optional accessories			
Driver	<u>KR772530</u>	73,00	LED driver, 700mA, ON/OFF, 28W
	<u>KR772140</u>	53,00	LED driver, 1050mA, ON/OFF, 19-42W
	<u>KR772233</u>	90,00	LED driver, 700mA, DALI, 8,4-27W
	<u>KR772643</u>	189,00	LED driver, 1050mA, DALI, 40W

kreon down in-line 40


	Colour	KR-code	Light sources	Base price (EUR excl. VAT)	9527 2700K, CRI95+	9530 3000K, CRI95+	SP Spot (10°)	FL Flood (24°)	WFL Wide flood (46°)	OV Oval (42° + 12°)	Required accessories	Optional accessories
 down in-line 40 directional ⊗ LxW 63x63 H 80 Glare snoot: incl.		<u>KR907733</u>	①	136,00	-	-	-	-	-		■	■
 down in-line 40 downlight ⊗ LxW 63x63 H 80		<u>KR907033</u>	②	111,00	-	-	-	-	-		■	■
 down in-line 40 wallwasher ⊗ LxW 63x63 H 80	○	<u>KR907331</u>	③	162,00	-	-					■	■
	●	<u>KR907332</u>	③	162,00	-	-					■	■

	CRI	CCT	Wattage	Drive current	Fixture lumen
① LED	CRI95+	2700K/3000K	2W	700mA	121lm
			3,2W	1050mA	143lm
② LED	CRI95+	2700K/3000K	2W	700mA	138lm
			3,2W	1050mA	172lm
③ LED	CRI95+	2700K/3000K	2W	700mA	47lm
			3,2W	1050mA	71lm




kreon down in-line 40 accessories

	KR-code	Base price (EUR exc. VAT)	
■ Required accessories			
Plasterkit	<u>KR707114</u>	18,00	Plasterkit, front mounting, no shadowgap
Plasterkit concrete	<u>KR707111</u>	33,00	Plasterkit for concrete installation
Louvre	<u>KR707116</u>	17,00	Louvre, white
	<u>KR707112</u>	17,00	Louvre, black
	<u>KR707115</u>	63,00	Louvre, gun black
	<u>KR707113</u>	63,00	Louvre, red satin copper
Louvre IP44 (only for downlight)	<u>KR707311</u>	26,00	Louvre IP44, white
	<u>KR707312</u>	26,00	Louvre IP44, black
Deep recessed installation (only for downlight)	<u>KR707714</u>	21,00	Plasterkit, deep recessed, no shadowgap
	<u>KR707711</u>	36,00	Plasterkit for concrete installation, deep recessed, no shadowgap
	<u>KR707716</u>	20,00	Deep recessed louvre, white
	<u>KR707712</u>	20,00	Deep recessed louvre, black

kreon down in-line 40 accessories

	KR-code	Base price (EUR excl. VAT)	
■ Optional accessories			
Driver	<u>KR752730</u>	17,00	LED driver, 700mA, ON/OFF, 3W (IP65)
	<u>KR752633</u>	66,00	LED driver, 700mA, DALI, 10W
	<u>KR772631</u>	57,00	LED driver, 700mA, phase dim, 2,1-9,8W
	<u>KR772632</u>	60,00	LED driver, 700mA, 0/1-10V, 7-12W
	<u>KR772633</u>	66,00	LED driver, 700mA, DALI, 1,4-8,4W
	<u>KR772142</u>	80,00	LED driver, 1050mA, 1-10V, 39W
	<u>KR772443</u>	131,00	LED driver, 1050mA, DALI, 60W
	<u>KR772249</u>	145,00	LED driver, 1050mA, Casambi, 38W (min. 4 modules) 
Distance ring	<u>KR707317</u>	23,00	Distance ring 2mm (set of 5 pcs.)
	<u>KR707318</u>	32,00	Distance ring 3mm (set of 5 pcs.)
	<u>KR707319</u>	33,00	Distance ring 5mm (set of 5 pcs.)

kreon down in-line 60



	KR-code	Light source	Base price (EUR excl. VAT)	9027 2700K, CRI90+	9030 3000K, CRI90+	9040 4000K, CRI90+	TW tunable white, CRI90+	DTW dim-to-warm	SSP spot (18°)	SP spot (34°)	FL flood (54°)	WFL wide flood (69°)	Required accessories	Optional accessories
 down in-line 60 downlight SSP & SP LxW 60x60 D 87 Gear: excl.	<u>KR907363</u>	①	165,00	-	-	-	23,00	11,00	-	-			■	■
 down in-line 60 downlight FL & WFL LxW 60x60 D 87 Gear: excl.	<u>KR907763</u>	②	165,00	-	-	-	23,00	11,00			-	-	■	■
 down in-line 60 wallwasher LxW 60x60 D 92 Gear: excl.	<u>KR907561</u>	③	176,00	-	-	-	23,00	11,00					■	■
	<u>KR907562</u>	③	176,00	-	-	-	23,00	11,00					■	■

		CRI	CCT	Wattage	Drive current	Fixture lumen
①	LED (SSP)	CRI90+	2700K/3000K/4000K	9,9W	300mA	566lm
	LED (SP)	CRI90+	2700K/3000K/4000K 2700K-5000K	12W 2x12W	300mA	717lm 905lm
②	LED (FL)	CRI90+	2700K/3000K/4000K 2700K-5000K	12W 2x12W	350mA 300mA	1037lm 890lm
	LED (WFL)	CRI90+	2700K/3000K/4000K 2700K-5000K	12W 2x12W	350mA 300mA	1088lm 933lm
③	LED (WW)	CRI90+	2700K/3000K/4000K 2700K-5000K	9,9W 2x12W	300mA 300mA	807lm 837lm - 1111lm

kreon down in-line 60 accessories

	KR-code	Base price (EUR excl. VAT)	
■ Required accessories			
Plasterkit	<u>KR707184</u>	22,00	Plasterkit, front mounting, no shadowgap
Plasterkit concrete	<u>KR707062</u>	34,00	Plasterkit for concrete installation, no shadowgap
Louvre for downlight	<u>KR707286</u>	19,00	Louvre, white
	<u>KR707282</u>	19,00	Louvre, black
Louvre for wallwasher	<u>KR707486</u>	17,00	Louvre, white
	<u>KR707482</u>	17,00	Louvre, black
Deep recessed installation (only for downlight)	<u>KR707386</u>	23,00	Deep recessed louvre, white
	<u>KR707382</u>	23,00	Deep recessed louvre, black
■ Optional accessories			
Driver 300mA for SSP, SP & wallwasher ①	<u>KR747464</u>	42,00	LED driver, 300mA, ON/OFF, 16W
	<u>KR747562</u>	64,00	LED driver, 300mA, 1-10V, 15W
	<u>KR747666</u>	76,00	LED driver, 300mA, DALI, 16W (suitable for dim-to-warm)
	<u>KR772209</u>	145,00	LED driver, 300mA, Casambi, 16W (suitable for dim-to-warm)
Driver 350mA for FL & WFL ②	<u>KR747064</u>	42,00	LED driver, 350mA, ON/OFF, 18W
	<u>KR747162</u>	64,00	LED driver, 350mA, 1-10V, 18W
Driver 350mA (dim-to-warm)	<u>KR747267</u>	76,00	LED driver, 350mA, DALI, 3,5-17W, dim-to-warm
	<u>KR772219</u>	145,00	LED driver, 350mA, Casambi, 18,5W (suitable for dim-to-warm)
Driver (tunable white)	<u>KR747766</u>	134,00	LED driver, 300mA, DALI-2 DT8, 2x0,6-16,5W, tunable white
	<u>KR747866</u>	116,00	LED driver, 280mA, DALI-2 DT8, 2x1-11,2W, tunable white

kreon down in-line 80

	KR-code	Light sources	Base price (EUR excl. VAT)	9027 2700K, CRI90+	9030 3000K, CRI90+	9040 4000K, CRI90+	TW tunable white	DTW dim-to-warm, CRI97+	SSP superspot (18°)	SP spot (35°)	FL flood (52°)	Required accessories	Optional accessories
 down in-line 80 HE directional SSP & SP Ⓢ LxW 102x10 H 120 Ⓢ Gear: excl., IP40	<u>KR917023</u>	①	238,00	-	-	-	23,00	11,00	-	-		■	■
 down in-line 80 HE directional FL Ⓢ LxW 102x10 H 120 Ⓢ Gear: excl., IP40	<u>KR917123</u>	②	238,00	-	-	-	23,00	11,00			-	■	■

		CRI	CCT	Wattage	Drive current	Fixture lumen
①	LED (SSP)	CRI90+	2700K/3000K/4000K	9,9W	300mA	500lm
	LED (SP)	CRI90+	2700K/3000K/4000K	9,9W	300mA	736lm
		CRI90+	TW 2700K-5000K	2x12W	300mA	820-1055lm
		CRI97+	DTW 1800K-3000K	12,6W	350mA	726lm
②	LED (FL)	CRI90+	2700K/3000K/4000K	12W	350mA	995lm
	LED (FL)	CRI90+	TW 2700K-5000K	2x12W	300mA	914-1172lm
		CRI97+	DTW 1800K-3000K	12,6W	350mA	823lm


kreon down in-line 80 accessories

	KR-code	Base price (EUR excl. VAT)	
■ Required accessories			
Plasterkit	<u>KR717114</u>	25,00	Plasterkit, front mounting, no shadowgap
	<u>KR717118</u>	25,00	Plasterkit, front mounting, shadowgap
Double plasterkit	<u>KR727114</u>	36,00	Double plasterkit, front mounting, no shadowgap
Plasterkit concrete	<u>KR717111</u>	36,00	Plasterkit for concrete installation, no shadowgap (430x430)
	<u>KR717412</u>	36,00	Plasterkit for concrete installation, no shadowgap, small (200x200)
	<u>KR717119</u>	36,00	Plasterkit for concrete installation, shadowgap (430x430)
	<u>KR717417</u>	36,00	Plasterkit for concrete installation, shadowgap, small (200x200)
Louvre	<u>KR717116</u>	21,00	Louvre, white
	<u>KR717112</u>	21,00	Louvre, black
	<u>KR717115</u>	74,00	Louvre, gun black
	<u>KR717113</u>	74,00	Louvre, red satin copper

kreon down in-line 80 accessories

	KR-code	Base price (EUR excl. VAT)	
■ Optional accessories			
Driver 300mA for SSP & SP	<u>KR747464</u>	42,00	LED driver, 300mA, ON/OFF, 16W
	<u>KR747562</u>	64,00	LED driver, 300mA, 1-10V, 15W
	<u>KR747666</u>	76,00	LED driver, 300mA, DALI, 16W (suitable for dim-to-warm)
	<u>KR772209</u>	145,00	LED driver, 300mA, Casambi, 16W (suitable for dim-to-warm)
Driver 350mA for FL & WFL	<u>KR747064</u>	42,00	LED driver, 350mA, ON/OFF, 18W
	<u>KR747162</u>	64,00	LED driver, 350mA, 1-10V, 18W
Driver 350mA (dim-to-warm)	<u>KR747266</u>	76,00	LED driver, 350mA, DALI, 3,5-17W, dim-to-warm
	<u>KR772219</u>	145,00	LED driver, 350mA, Casambi, 18,5W (suitable for dim-to-warm)
Driver (tunable white)	<u>KR747766</u>	134,00	LED driver, 300mA, DALI-2 DT8, 2x0,6-16,5W, tunable white
	<u>KR747866</u>	116,00	LED driver, 280mA, DALI-2 DT8, 2x1-11,2W, tunable white
Distance ring	<u>KR717317</u>	28,00	Distance ring 2mm (set of 5 pcs.)
	<u>KR717318</u>	33,00	Distance ring 3mm (set of 5 pcs.)
	<u>KR717319</u>	43,00	Distance ring 5mm (set of 5 pcs.)

kreon down in-line 80




		Colour	KR-code	Light sources	Base price (EUR excl. VAT)	9027 2700K, CRI90+	9030 3000K, CRI90+	9040 4000K, CRI90+	TW tunable white	DTW dim-to-warm, CRI97+	Optional accessories
	down in-line 80 HE wallwasher	○	<u>KR917421</u>	①	282,00	-	-	-	23,00	11,00	■
	⊙ LxW 102x102 H 92 ⊕ Gear: excl., IP40	●	<u>KR917422</u>	①	282,00	-	-	-	23,00	11,00	■

	CRI	CCT	Wattage	Drive current	Fixture lumen
① LED	CRI90+	2700K/3000K/4000K	9,9W	300mA	807lm
(WW)	CRI90+	TW 2700K-5000K	2x12W	300mA	837lm-1111lm

kreon down in-line 80 accessories

	KR-code	Base price (EUR excl. VAT)	
■ Required accessories			
Plasterkit	<u>KR717114</u>	25,00	Plasterkit, front mounting, no shadowgap
	<u>KR717118</u>	25,00	Plasterkit, front mounting, shadowgap
Double plasterkit	<u>KR727114</u>	36,00	Double plasterkit, front mounting, no shadowgap
Plasterkit concrete	<u>KR717111</u>	36,00	Plasterkit for concrete installation, no shadowgap (430x430)
	<u>KR717412</u>	36,00	Plasterkit for concrete installation, no shadowgap, small (200x200)
	<u>KR717119</u>	36,00	Plasterkit for concrete installation, shadowgap (430x430)
	<u>KR717417</u>	36,00	Plasterkit for concrete installation, shadowgap, small (200x200)
Louvre	<u>KR717116</u>	21,00	Louvre, white
	<u>KR717112</u>	21,00	Louvre, black
■ Optional accessories			
Driver 300mA	<u>KR747464</u>	42,00	LED driver, 300mA, ON/OFF, 16W
	<u>KR747562</u>	64,00	LED driver, 300mA, 1-10V, 15W
	<u>KR747666</u>	76,00	LED driver, 300mA, DALI, 16W (suitable for dim-to-warm)
	<u>KR772209</u>	145,00	LED driver, 300mA, Casambi, 16W (suitable for dim-to-warm)
Driver (tunable white)	<u>KR747766</u>	134,00	LED driver, 300mA, DALI-2 DT8, 2x0,6-16,5W, tunable white
	<u>KR747866</u>	116,00	LED driver, 280mA, DALI-2 DT8, 2x1-11,2W, tunable white
Distance ring (for plasterkit concrete)	<u>KR717317</u>	28,00	Distance ring 2mm (set of 5 pcs.)
	<u>KR717318</u>	33,00	Distance ring 3mm (set of 5 pcs.)
	<u>KR717319</u>	43,00	Distance ring 5mm (set of 5 pcs.)

kreon down in-line 80

	KR-code	Light sources	Base price (EUR excl. VAT)	9527 2700K, CRI95+	9530 3000K, CRI95+	9540 4000K, CRI95+	SP Spot (18°)	FL Flood (28°)	WFL Wide flood (38°)	Required accessories	Optional accessories
 down in-line 80 directional LED Ⓢ LxW 102x102 H 120 Ⓢ Filter holder: incl., glare snoot: incl.	<u>KR917933</u>	①	206,00	-	-	-	-	-	-	■	■
 down in-line 80 directional LED MR16 Ⓢ LxW 102x102 H 110 Ⓢ Filter holder: incl., lamp: excl., glare snoot: incl.	<u>KR917803</u>	②	74,00							■	■
 down in-line 80 directional LED PAR16 Ⓢ LxW 102x202 H 125 Ⓢ Filter holder: incl., lamp: excl., glare snoot: incl.	<u>KR917843</u>	③	74,00							■	■

	CRI	CCT	Wattage	Voltage	Drive current	Fixture lumen
① LED	CRI95+	2700K/3000K/4000K		11,9W	350mA	665lm
② LED MR16				12V	15W	
③ LED PAR16				230V	15W	






kreon down in-line 80 accessories

	KR-code	Base price (EUR excl. VAT)	
■ Required accessories			
Plasterkit	<u>KR717114</u>	25,00	Plasterkit, front mounting, no shadowgap
	<u>KR717118</u>	25,00	Plasterkit, front mounting, shadowgap
Double plasterkit	<u>KR727114</u>	36,00	Double plasterkit, front mounting, no shadowgap
Plasterkit concrete	<u>KR717111</u>	36,00	Plasterkit for concrete installation, no shadowgap (430x430)
	<u>KR717412</u>	36,00	Plasterkit for concrete installation, no shadowgap, small (200x200)
	<u>KR717119</u>	36,00	Plasterkit for concrete installation, shadowgap (430x430)
	<u>KR717417</u>	36,00	Plasterkit for concrete installation, shadowgap, small (200x200)
Louvre	<u>KR717116</u>	21,00	Louvre, white
	<u>KR717112</u>	21,00	Louvre, black
	<u>KR717115</u>	74,00	Louvre, gun black
	<u>KR717113</u>	74,00	Louvre, red satin copper

kreon down in-line 80 accessories

	KR-code	Base price (EUR excl. VAT)	
■ Optional accessories			
Lenses	<u>KR704100</u>	27,00	Sculpture lens
	<u>KR704200</u>	27,00	Diffusing lens
	<u>KR772342</u>	30,00	Anti-glare louvre
Driver	<u>KR747064</u>	42,00	LED driver, 350mA, ON/OFF, 0,7-19W
	<u>KR752743</u>	73,00	LED driver, 350mA, phase dim, 0,7-17W
	<u>KR747162</u>	64,00	LED driver, 350mA, 1-10V, 6-18W
	<u>KR747266</u>	76,00	LED driver, 350mA, DALI, 3,5-17W
	<u>KR772219</u>	145,00	LED driver, 350mA, Casambi, 3,5-18,5W
Distance ring	<u>KR717307</u>	28,00	Distance ring 2mm (set of 5 pcs.)
	<u>KR717308</u>	33,00	Distance ring 3mm (set of 5 pcs.)
	<u>KR717309</u>	43,00	Distance ring 5mm (set of 5 pcs.)

kreon down in-line 80

	Colour	KR-code	Light sources	Base price (EUR excl. VAT)	9027 2700K, CRI90+	9030 3000K, CRI90+	9040 4000K, CRI90+	Required accessories	Optional accessories
 down in-line 80 downlight LED ⊕ LxW 102x102 H 100 ⊕ Wide flood reflector (38°): incl.		<u>KR917033</u>	①	182,00	-	-	-	■	■
 down in-line 80 downlight LED MR16 ⊕ LxW 102x102 H 110 ⊕ Lamp: excl.		<u>KR917233</u>	②	74,00				■	■
 down in-line 80 downlight LED PAR16 ⊕ LxW 102x102 H 125 ⊕ Lamp: excl.		<u>KR917253</u>	③	74,00				■	■
 down in-line 80 downlight for light engine ⊕ LxW 102x102 H 125 ⊕ Filter holder: incl., lamp: excl., glare snoot: incl.		<u>KR917113</u>		95,00				■	■
 down in-line 80 wallwasher LED ⊕ LxW 102x102 H 100 ⊕ Wallwash reflector: incl.	●	<u>KR917332</u>	④	282,00	-	-	-	■	■

	CRI	CCT	Voltage	Wattage	Drive current	Fixture lumen
① LED	CRI90+	2700K/3000K/4000K		11,4W	700mA	985lm
② LED MR16			12V	15W		
③ LED PAR16			230V	15W		
④ LED	CRI90+	2700K/3000K/4000K		11,4W	700mA	509lm




kreon down in-line 80 accessories

	KR-code	Base price (EUR excl. VAT)	
■ Required accessories			
Plasterkit	<u>KR717114</u>	25,00	Plasterkit, front mounting, no shadowgap
	<u>KR717118</u>	25,00	Plasterkit, front mounting, shadowgap
Double plasterkit	<u>KR727114</u>	36,00	Double plasterkit, front mounting, no shadowgap
Plasterkit concrete	<u>KR717111</u>	36,00	Plasterkit for concrete installation, no shadowgap (430x430)
	<u>KR717412</u>	36,00	Plasterkit for concrete installation, no shadowgap, small (200x200)
	<u>KR717119</u>	36,00	Plasterkit for concrete installation, shadowgap (430x430)
	<u>KR717417</u>	36,00	Plasterkit for concrete installation, shadowgap, small (200x200)
Louvre	<u>KR717116</u>	21,00	Louvre, white
	<u>KR717112</u>	21,00	Louvre, black
	<u>KR717115</u>	74,00	Louvre, gun black
	<u>KR717113</u>	74,00	Louvre, red satin copper
Louvre IP44 (only for downlight)	<u>KR717316</u>	31,00	Louvre IP44, white
	<u>KR717312</u>	31,00	Louvre IP44, black
Light engine	<u>KR732300-9027-FL</u>	40,00	Light engine 80, 2700K, CRI90+, 24°, 350mA (1000lm)
	<u>KR732300-9027-FL</u>	40,00	Light engine 80, 3000K, CRI90+, 24°, 350mA (1050lm)
	<u>KR732300-9027-WFL</u>	40,00	Light engine 80, 2700K, CRI90+, 40°, 350mA (1000lm)
	<u>KR732300-9030-WFL</u>	40,00	Light engine 80, 3000K, CRI90+, 40°, 350mA (1050lm)

kreon down in-line 80 accessories



	KR-code	Base price (EUR excl. VAT)	
■ Optional accessories			
Driver	<u>KR772034</u>	42,00	LED driver, 700mA, ON/OFF, 1,4-20W
	<u>KR772232</u>	64,00	LED driver, 700mA, 1-10V, 1,4-20W
	<u>KR772236</u>	76,00	LED driver, 700mA, DALI, 5,5-18W
	<u>KR772430</u>	37,00	LED driver, 700mA, phase dim, 13-25W
	<u>KR772931</u>	32,00	LED driver, 700mA, phase dim, 2,1-14W
	<u>KR772239</u>	145,00	LED driver, 700mA, Casambi, 7-36W
Driver light engine	<u>KR747064</u>	42,00	LED driver, 350mA, ON/OFF, 0,7-19W
	<u>KR747162</u>	64,00	LED driver, 350mA, 1-10V, 6-18W
	<u>KR747266</u>	76,00	LED driver, 350mA, DALI, 3,5-17W
	<u>KR772219</u>	145,00	LED driver, 350mA, Casambi, 3,5-18,5W
Distance ring (for plasterkit concrete)	<u>KR717317</u>	28,00	Distance ring 2mm (set of 5 pcs.)
	<u>KR717318</u>	33,00	Distance ring 3mm (set of 5 pcs.)
	<u>KR717319</u>	43,00	Distance ring 5mm (set of 5 pcs.)
	<u>KR727317</u>	56,00	Distance ring, double, 2mm (set of 5 pcs.)
	<u>KR727318</u>	66,00	Distance ring, double, 3mm (set of 5 pcs.)

kreon down in-line 120

	KR-code	Light sources	Base price (EUR excl. VAT)	9027 2700K, CRI90+	9030 3000K, CRI90+	9040 4000K, CRI90+	9827 2700K, CRI98+	9830 3000K, CRI98+	9840 4000K, CRI98+	SP Spot (12°)	FL Flood (28°)	WFL Wide flood (34°)	Required accessories	Optional accessories
 down in-line 120 directional Ⓢ LxW 144x144 H 140 Filter holder: incl., glare snoot: incl.	<u>KR907933</u>	①	303,00	-	-	-	28,00	28,00	28,00	-	17,00	17,00	■	■
 down in-line 120 downlight low output Ⓢ LxW 144x144 H 110	<u>KR907233</u>	②	260,00	-	-	-	28,00	28,00	28,00	-	-	-	■	■
 down in-line 120 downlight high output Ⓢ LxW 144x144 H 130 Filter holder: incl.	<u>KR907243</u>	③	260,00	-	-	-	28,00	28,00	28,00	-	-	-	■	■

		CRI	CCT	Wattage	Drive current	Fixture lumen	
①	LED	SP	CRI90+	2700K/3000K/4000K	15,6W	700mA	800lm
			CRI98+	2700K/3000K/4000K	15,2W	700mA	573lm
		FL&WFL	CRI90+	2700K/3000K/4000K	17,1W	700mA	987lm
			CRI98+	2700K/3000K/4000K	12,9W	700mA	691lm
②	LED	SP	CRI90+	2700K/3000K/4000K	15,6W	700mA	1004lm
			CRI98+	2700K/3000K/4000K	15,2W	700mA	839lm
		FL&WFL	CRI90+	2700K/3000K/4000K	17,1W	700mA	1609lm
			CRI98+	2700K/3000K/4000K	12,9W	700mA	1127lm
③	LED		CRI90+	2700K/3000K/4000K	25,7W	1050mA	2430lm
			CRI98+	2700K/3000K/4000K	20W	1050mA	1605lm

kreon down in-line 120

	Colour	KR-code	Light sources	Base price (EUR excl. VAT)	9027	9030	9040	9827	9830	9840	Required accessories	Optional accessories
					2700K, CRI90+	3000K, CRI90+	4000K, CRI90+	2700K, CRI98+	3000K, CRI98+	4000K, CRI98+		
 down in-line 120 wallwasher low output Ⓢ LxW 144x144 H 150 Wallwash reflector: incl.	○	KR907531	①	337,00	-	-	-	28,00	28,00	28,00	■	■
	●	KR907532	①	337,00	-	-	-	28,00	28,00	28,00	■	■
 down in-line 120 wallwasher high output Ⓢ LxW 144x144 H 170 Wallwash reflector: incl.	○	KR907541	②	337,00	-	-	-	28,00	28,00	28,00	■	■
	●	KR907542	②	337,00	-	-	-	28,00	28,00	28,00	■	■

	CRI	CCT	Wattage	Drive current	Fixture lumen
① LED	CRI90+	2700K/3000K/4000K	17,1W	700mA	906lm
	CRI98+	2700K/3000K/4000K	12,9W	700mA	633lm
② LED	CRI90+	2700K/3000K/4000K	25,7W	1050mA	1275lm
	CRI98+	2700K/3000K/4000K	20W	1050mA	840lm

kreon down in-line 120 accessories

	KR-code	Base price (EUR excl. VAT)	
■ Required accessories			
Plasterkit	<u>KR707214</u>	29,00	Plasterkit, front mounting, no shadowgap
	<u>KR707218</u>	29,00	Plasterkit, front mounting, shadowgap
Plasterkit concrete	<u>KR707219</u>	41,00	Plasterkit for concrete installation, no shadowgap
	<u>KR707211</u>	41,00	Plasterkit for concrete installation, shadowgap
Louvre	<u>KR707216</u>	23,00	Louvre, white
	<u>KR707212</u>	23,00	Louvre, black
Louvre IP44 (only for downlight)	<u>KR707416</u>	39,00	Louvre IP44, white
	<u>KR707412</u>	39,00	Louvre IP44, black

kreon down in-line 120 accessories

	KR-code	Base price (EUR excl. VAT)	
■ Optional accessories			
Lenses (only for directional)	<u>KR750100</u>	28,00	Sculpture lens
	<u>KR750200</u>	28,00	Diffusing lens
	<u>KR750800</u>	38,00	Softening lens
Driver	<u>KR772034</u>	42,00	LED driver, 700mA, ON/OFF, 1,4-20W
	<u>KR772232</u>	64,00	LED driver, 700mA, 1-10V, 1,4-20W
	<u>KR772236</u>	76,00	LED driver, 700mA, DALI, 5,5-18W
	<u>KR772239</u>	145,00	LED driver, 700mA, phase dim, 13-25W
	<u>KR772430</u>	37,00	LED driver, 700mA, Casambi, 7-36W
	<u>KR772140</u>	53,00	LED driver, 1050mA, ON/OFF, 19-42W
	<u>KR772142</u>	80,00	LED driver, 1050mA, 1-10V, 1-39W
	<u>KR772143</u>	90,00	LED driver, 1050mA, DALI, 16-35W
	<u>KR772249</u>	145,00	LED driver, 1050mA, Casambi, 10-38W
Distance ring	<u>KR707417</u>	29,00	Distance ring 2mm (set of 5 pcs.)
	<u>KR707418</u>	35,00	Distance ring 3mm (set of 5 pcs.)
	<u>KR707419</u>	44,00	Distance ring 5mm (set of 5 pcs.)

kreon down in-line 165



	Colour	KR-code	Light sources	Base price (EUR excl. VAT)	9027 2700K, CRI90+	9030 3000K, CRI90+	9040 4000K, CRI90+	9827 2700K, CRI98+	9830 3000K, CRI98+	9840 4000K, CRI98+	Required accessories	Optional accessories
 down in-line 165 directional high output Ⓢ LxW 186x186 H 250 Filter holder: incl., glare snoot: incl.		<u>KR917343</u>	①	294,00	–	–	–	28,00	28,00	28,00	■	■
											■	■

	CRI	CCT	Wattage	Drive current	Fixture lumen
① LED	CRI90+	2700K/3000K/4000K	25,7W	1050mA	1874lm
	CRI98+	2700K/3000K/4000K	20W	1050mA	1249lm

kreon down in-line 165 accessories



	KR-code	Base price (EUR excl. VAT)	
■ Required accessories			
Plasterkit	<u>KR717214</u>	33,00	Plasterkit, front mounting, no shadowgap
	<u>KR717218</u>	33,00	Plasterkit, front mounting, shadowgap
Plasterkit concrete	<u>KR717219</u>	38,00	Plasterkit for concrete installation, no shadowgap
	<u>KR717211</u>	38,00	Plasterkit for concrete installation, shadowgap
Louvre	<u>KR717216</u>	28,00	Louvre, white
	<u>KR717212</u>	28,00	Louvre, black
Reflector (not for wallwasher)	<u>KR720032</u>	46,00	Reflector LED, spot 13°
	<u>KR720034</u>	46,00	Reflector LED, flood 23°
	<u>KR720036</u>	46,00	Reflector LED, wide flood 40°
■ Optional accessories			
Lenses (only for directional)	<u>KR720100</u>	31,00	Sculpture lens
	<u>KR720200</u>	31,00	Diffusing lens
	<u>KR720800</u>	44,00	Softening lens
Driver	<u>KR772140</u>	53,00	LED driver, 1050mA, ON/OFF, 36W
	<u>KR772142</u>	80,00	LED driver, 1050mA, 1-10V, 39W
	<u>KR772143</u>	90,00	LED driver, 1050mA, DALI, 35W
	<u>KR772249</u>	145,00	LED driver, 1050mA, Casambi, 37W

kreon down in-line 165

	Colour	KR-code	Base price (EUR excl. VAT)	No shadowgap	SH Shadowgap	Required accessories	Optional accessories
 down in-line 165 directional high output LE111 ☉ LxW 186x186 H 175 glare snoot: incl.	○	<u>KR917551</u>	202,00	—	—	■	■
	●	<u>KR917552</u>	202,00	—	—	■	■
	●	<u>KR917553</u>	202,00	—	—	■	■
 down in-line 165 fixed high output LE111 ☉ LxW 186x186 H 95	○	<u>KR917651</u>	180,00	—	—	■	■
	●	<u>KR917652</u>	180,00	—	—	■	■







kreon down in-line 165 accessories

	KR-code	Base price (EUR excl. VAT)	
■ Required accessories			
Light engine	<u>KR732100-9030-SP</u>	56,00	Light engine 111, 3000K, CRI90+, 15°, 25,7W, 700mA (2350lm)
	<u>KR732100-9030-FL</u>	56,00	Light engine 111, 3000K, CRI90+, 24°, 36,9W, 1050mA (3450lm)
	<u>KR732100-9030-WFL</u>	56,00	Light engine 111, 3000K, CRI90+, 60°, 36,8W, 1050mA (3150lm)
■ Optional accessories			
Driver	<u>KR772530</u>	73,00	LED driver, 700mA, ON/OFF, 28W
	<u>KR772140</u>	53,00	LED driver, 1050mA, ON/OFF, 19-42W
	<u>KR772233</u>	90,00	LED driver, 700mA, DALI, 8,4-27W
	<u>KR772643</u>	189,00	LED driver, 1050mA, DALI, 40W


		Colour	KR-code	Light sources	Base price (EUR excl. VAT)	9027 2700K, CRI90+	9030 3000K, CRI90+	9040 4000K, CRI90+	9527 2700K, CRI95+	9530 3000K, CRI95+	9540 4000K, CRI95+	FL Flood (24°)	WFL Wide flood (38°)	PD Phase dimming	VD 1-10V dimming	DD DALI dimming	Required accessories	Optional accessories
	erubo high output	○	<u>KR921635</u>	①	492,00	–	–	–	29,00	29,00	29,00	–	–	–	44,00	65,00		■
		●	<u>KR921632</u>	①	492,00	–	–	–	29,00	29,00	29,00	–	–	–	44,00	65,00		■
	erubo on-track high output	○	<u>KR927635</u>	①	530,00	–	–	–	29,00	29,00	29,00	–	–	–			■	■
		●	<u>KR927632</u>	①	530,00	–	–	–	29,00	29,00	29,00	–	–	–			■	■

			CRI	CCT	Wattage	Fixture lumen
①	LED	FL & WFL	CRI90+	2700K/3000K/4000K	19W	1492lm
			CRI95+	2700K/3000K/4000K	19W	1276lm



	KR-code	Base price (EUR exc. VAT)	
■ Required accessories			
3-circuit track			See page 342
■ Optional accessories			
Lenses	<u>KR762002</u>	31,00	Anti-glare louvre

	Colour	KR-code	Light sources	Base price (EUR excl. VAT)	9027 2700K, CRI90+	9090 3000K, CRI90+	SP Spot (20°)	DL Dark light (33°)	WDL Wide dark light (56°)	P1 White painted lamphead	P2 Black painted lamphead	A4 Bronze platina lamphead	A7 Nickel-plated lamphead	A8 Brushed gold lamphead	A9 Gun black lamphead
	○	KR963211	①	1664,00	-	-	-	-	-	-	-	182,00	182,00	182,00	182,00
	●	KR963212	①	1664,00	-	-	-	-	-	-	-	182,00	182,00	182,00	182,00
	○	KR963311	①	1248,00	-	-	-	-	-	-	-	182,00	182,00	182,00	182,00
	●	KR963312	①	1248,00	-	-	-	-	-	-	-	182,00	182,00	182,00	182,00
	○	KR963411	①	806,00	-	-	-	-	-	-	-	182,00	182,00	182,00	182,00
	●	KR963412	①	806,00	-	-	-	-	-	-	-	182,00	182,00	182,00	182,00
	○	KR963221	②	2070,00	-	-	-	-	-	-	-	353,00	353,00	353,00	353,00
	●	KR963222	②	2070,00	-	-	-	-	-	-	-	353,00	353,00	353,00	353,00
	○	KR963321	②	1654,00	-	-	-	-	-	-	-	353,00	353,00	353,00	353,00
	●	KR963322	②	1654,00	-	-	-	-	-	-	-	353,00	353,00	353,00	353,00
	○	KR963421	②	1035,00	-	-	-	-	-	-	-	353,00	353,00	353,00	353,00
	●	KR963422	②	1035,00	-	-	-	-	-	-	-	353,00	353,00	353,00	353,00








	CRI	CCT	Voltage	Wattage	Fixture lumen
① SP	CRI90+	2700K/3000K	230V	2W	162lm
DL/WDL	CRI90+	2700K/3000K	230V	8,4W	370lm
② SP	CRI90+	2700K/3000K	230V	2x2W	2x162lm
DL/WDL	CRI90+	2700K/3000K	230V	2x8,4W	2x370lm

		Colour	KR-code	Light sources	Base price (EUR excl. VAT)		9027 2700K, CRI90+	9030 3000K, CRI90+	WDL Wide dark light 56°	P1 White painted lamphead	P2 Black painted lamphead	A4 Bronze platina lamphead	A7 Nickel-plated lamphead	A8 Brushed gold lamphead	A9 Gun black lamphead
 esprit desk Gear: incl.		○	<u>KR963911</u>	①	499,00	-	-	-	-	-	-	182,00	182,00	182,00	182,00
		●	<u>KR963912</u>	①	499,00	-	-	-	-	-	-	182,00	182,00	182,00	182,00





	CRI	CCT	Voltage	Wattage	Fixture lumen
① WDL	CRI90+	2700K	230V	8,4W	368lm

	Colour	KR-code	Light sources	Base price (EUR excl. VAT)	9027 2700K, CRI90+	9030 3000K, CRI90+	SP Spot (20°)	DL Dark light (33°)	WDL Wide dark light (56°)	P1 White painted lamphead	P2 Black painted lamphead	A4 Bronze platina lamphead	A7 Nickel-plated lamphead	AB Brushed gold lamphead	A9 Gun black lamphead	Required accessories	Optional accessories
 esprit single ceiling Gear: excl., plasterkit: excl. ⚡	○	<u>KR963011</u>	①	624,00	-	-	-	-	-	-	-	182,00	182,00	182,00	182,00	■	■
	●	<u>KR963012</u>	①	624,00	-	-	-	-	-	-	-	182,00	182,00	182,00	182,00	■	■
 esprit double ceiling Gear: excl., plasterkit: excl. ⚡	○	<u>KR963021</u>	②	1032,00	-	-	-	-	-	-	-	353,00	353,00	353,00	353,00	■	■
	●	<u>KR963022</u>	②	1032,00	-	-	-	-	-	-	-	353,00	353,00	353,00	353,00	■	■








		CRI	CCT	Wattage	Drive Current	Fixture lumen
①	SP	CRI90+	2700K/3000K	2W	700mA	162lm
		CRI90+	2700K/3000K	3,2W	1050mA	218lm
	DL WDL	CRI90+	2700K/3000K	8W	700mA	368lm
		CRI90+	2700K/3000K	12W	1050mA	400lm
②	SP	CRI90+	2700K/3000K	2x2W	2x700mA	2x162lm
		CRI90+	2700K/3000K	2x3,2W	2x1050mA	2x218lm
	DL WDL	CRI90+	2700K/3000K	2x8W	2x700mA	2x368lm
		CRI90+	2700K/3000K	2x12W	2x1050mA	2x400lm

	Colour	KR-code	Base price (EUR excl. VAT)	PD Phase dimming	DD DALI dimming	LV Low voltage connection	Optional accessories
 surface mounted gearbox, 220-240Vdc, 50/60Hz for single SP/DL/WDL and double SP Gear: incl., Ø85 H155	○	KR763591	161,00	–	63,00		
	●	KR763592	161,00	–	63,00		
 surface mounted gearbox, 220-240Vdc, 50/60Hz for double DL/WDL Gear: incl., Ø85 H155	○	KR763791	161,00	–	63,00		
	●	KR763792	161,00	–	63,00		
 surface mounted connection box Gear: excl., Ø85 H52	○	KR763691	73,00			–	■
	●	KR763692	73,00			–	■
 trimless plasterkit for recessed mounting, front mounting, no shadowgap Gear: excl.		KR717104	25,00				■
 trimless plasterkit for recessed mounting, front mounting, shadowgap for recessed mounting, Gear: excl.		KR717108	25,00				■
 trimless plasterkit for recessed mounting, back mounting, shadowgap for recessed mounting, Gear: excl.		KR717000	36,00				■
 installation kit for recessed mounting, with trim for recessed mounting Gear: excl., Ø Ø90 D110	○	KR717021	38,00				■
	●	KR717022	38,00				■

	KR-code	Base price (EUR excl. VAT)	
■ Optional accessories			
Driver	<u>KR772142</u>	80,00	LED driver, 1050mA, 1-10V, 39W
	<u>KR772743</u>	90,00	LED driver, 1050mA, DALI, 38W
	<u>KR772249</u>	145,00	LED driver, 1050mA, Casambi, 37W





	Colour	KR-code	Light sources	Base price (EUR excl. VAT)	<u>9027</u> 2700K, CRI90+	<u>9030</u> 3000K, CRI90+	<u>SP</u> Spot 20°	<u>DL</u> Dark light 33°	<u>WDL</u> Wide dark light 56°	<u>P2</u> Black painted lamphead	<u>A4</u> Bronze platina lamphead	<u>A7</u> Nickel-plated lamphead	<u>A8</u> Brushed gold lamphead	<u>A9</u> Gun black lamphead	Required accessories	Optional accessories
 esprit pendant Length: 1600	●	<u>KR963732</u>	①	2102,00	-	-	-	-	-	-	530,00	530,00	530,00	530,00	■	■
 esprit pendant Length: 1800	●	<u>KR963832</u>	①	2159,00	-	-	-	-	-	-	530,00	530,00	530,00	530,00	■	■
 esprit pendant Length: 1800	●	<u>KR963842</u>	②	2560,00	-	-	-	-	-	-	707,00	707,00	707,00	707,00	■	■
 esprit pendant Length: 2400	●	<u>KR963942</u>	②	2617,00	-	-	-	-	-	-	707,00	707,00	707,00	707,00	■	■

	CRI	CCT	Wattage	Drive Current	Fixture lumen
① SP	CRI90+	2700K/3000K	3x2W	3x700mA	3x162lm
	CRI90+	2700K/3000K	3x3,2W	3x1050mA	3x218lm
DL WDL	CRI90+	2700K/3000K	3x8W	3x700mA	3x368lm
	CRI90+	2700K/3000K	3x12W	3x1050mA	3x400lm
② SP	CRI90+	2700K/3000K	4x2W	4x700mA	4x162lm
	CRI90+	2700K/3000K	4x3,2W	4x1050mA	4x218lm
WDL WDL	CRI90+	2700K/3000K	4x8W	4x700mA	4x368lm
	CRI90+	2700K/3000K	4x12W	4x1050mA	4x400lm

	Colour	KR-code	Base price (EUR excl. VAT)	PD Phase dimming	DD DALI dimming	LV Low voltage connection	Optional accessories
 surface mounted gearbox, 220-240Vdc, 50/60Hz for single SP/DL/WDL and double SP Gear: incl., Ø85 H155	○	KR763591	161,00	–	63,00		
	●	KR763592	161,00	–	63,00		
 surface mounted gearbox, 220-240Vdc, 50/60Hz for double DL/WDL Gear: incl., Ø85 H155	○	KR763791	161,00	–	63,00		
	●	KR763792	161,00	–	63,00		
 surface mounted connection box Gear: excl., Ø85 H52	○	KR763691	73,00			–	■
	●	KR763692	73,00			–	■
 trimless plasterkit for recessed mounting, no shadowgap Gear: excl.		KR717104	25,00				■
 trimless plasterkit for recessed mounting, front mounting, shadowgap for recessed mounting, Gear: excl.		KR717108	25,00				■
 trimless plasterkit for recessed mounting, back mounting, shadowgap for recessed mounting, Gear: excl.		KR717000	36,00				■
 installation kit for recessed mounting, with trim for recessed mounting Gear: excl., Ø Ø90 D110	○	KR717021	38,00				■
	●	KR717022	38,00				■

	KR-code	Base price (EUR excl. VAT)	
■ Optional accessories			
Additional support	<u>KR763982</u>	70,00	Additional support for esprit pendant
Driver	<u>KR762700</u>	41,00	LED driver, 700mA, ON/OFF, 11W
	<u>KR752943</u>	73,00	LED driver, 700mA, phase dim, 32W
	<u>KR772232</u>	64,00	LED driver, 700mA, 1-10V, 20W
	<u>KR772142</u>	80,00	LED driver, 1050mA, 1-10V, 39W
	<u>KR752733</u>	66,00	LED driver, 700mA, DALI, 20W
	<u>KR772743</u>	90,00	LED driver, 1050mA, DALI, 38W
	<u>KR772443</u>	136,00	LED driver, 1050mA, DALI, 60W
	<u>KR772249</u>	145,00	LED driver, 1050mA, Casambi, 37W

kreon fuga








		Colour	KR-code	Light sources	Base price (EUR excl. VAT)	8527 2700K, CRI85+	8530 3000K, CRI85+	06 600mm pendant	09 900mm pendant	12 1200mm pendant	06 600mm base	09 900mm base	12 1200mm base	Required accessories	Optional accessories
	fuga 900 Driver: excl. ⚡	recessed mounted	KR974272	①	666,00	-	-	-	15,00	40,00	-	12,00		■	■
		surface mounted	KR974672	①	666,00	-	-	-	15,00	40,00	-	12,00			■
	fuga 1200 Driver: excl. ⚡	recessed mounted	KR974372	②	740,00	-	-	-	15,00	40,00	-	13,00		■	■
		surface mounted	KR974772	②	740,00	-	-	-	15,00	40,00	-	13,00			■
	fuga 900 Driver: incl. (on/off)		KR974262	③	768,00	-	-	-	15,00	40,00	-	13,00			
	fuga 1200 Driver: incl. (on/off)		KR974362	④	829,00	-	-	-	15,00	40,00	-	13,00			

	CRI	CCT	Voltage	Wattage	Drive current	Fixture lumen
①	LED	CRI85+	2700K/3000K	9,5W	500mA	447lm
②	LED	CRI85+	2700K/3000K	12,7W	500mA	578lm
③	LED	CRI85+	2700K/3000K	230V	9,5W	447lm
④	LED	CRI85+	2700K/3000K	230V	12,7W	578lm

kreon fuga accessories









	KR-code	Base price (EUR excl. VAT)	
■ Required accessories			
Plasterkit	<u>KR717114</u>	25,00	Trimless plasterkit square, no shadowgap
	<u>KR717118</u>	25,00	Trimless plasterkit square, shadowgap
■ Optional accessories			
Driver	<u>KR772024</u>	42,00	LED driver, 500mA, ON/OFF, 20W
	<u>KR772220</u>	64,00	LED driver, 500mA, 1-10V, 20W
	<u>KR772126</u>	76,00	LED driver, 500mA, DALI, 18W

kreon holon 40



	Colour	KR-code	Light sources	Base price (EUR excl. VAT)	9027 2700K, CRI90+	9030 3000K, CRI90+	SP Spot (20°)	FL Flood (30°)	WFL Wide flood (40°)	DL Dark light (40°)	WDL Wide dark light (76°)	P1 Louvre painted white	P2 Louvre painted black	A5 Louvre red copper	Required accessories	Optional accessories
	○	KR962301	①	361,00	-	-	-	-	-	22,00	22,00					■
	●	KR962302	①	361,00	-	-	-	-	-	22,00	22,00					■
	○	KR962401	①	389,00	-	-	-	-	-	22,00						■
	●	KR962402	①	389,00	-	-	-	-	-	22,00						■
	○	KR962311	①	361,00	-	-	-	-	-	22,00	22,00				■	■
	●	KR962312	①	361,00	-	-	-	-	-	22,00	22,00				■	■
	○	KR962801	①	389,00	-	-	-	-	-	22,00					■	■
	●	KR962802	①	389,00	-	-	-	-	-	22,00					■	■
	○	KR962701	①	250,00	-	-	-	-	-	22,00	22,00					■
	●	KR962702	①	250,00	-	-	-	-	-	22,00	22,00					■
	○	KR962001	②	304,00	-	-	-	-	-	22,00	22,00	-	-	32,00	■	■
	●	KR962002	②	304,00	-	-	-	-	-	22,00	22,00	-	-	32,00	■	■
	○	KR962901	③	340,00	-	-	-	-	-	22,00	22,00	-	-	32,00		■
	●	KR962902	③	340,00	-	-	-	-	-	22,00	22,00	-	-	32,00		■

		CRI	CCT	Voltage	Wattage	Drive current	Fixture lumen
①	FL	CRI90+	2700K/3000K		8,4W	700mA	558lm
	darklight	CRI90+	2700K/3000K		8,4W	700mA	417lm
②	FL	CRI90+	2700K/3000K		8,4W	700mA	558lm
	darklight	CRI90+	2700K/3000K		8,4W	700mA	417lm
③	FL	CRI90+	2700K/3000K		6W	500mA	420lm
	darklight	CRI90+	2700K/3000K		6W	500mA	420lm


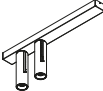
kreon holon 40

	Colour	KR-code	Base price (EUR excl. VAT)	PD Phase dimming	DD DALI dimming	CD Casambi dimming	LV low voltage connection	HV high voltage connection	Optional accessories
 surface mounted gearbox, 220-240Vdc, 50/60Hz for 1 module, 1 circuit Gear: incl., Ø65 H155	○	KR791231	156,00	–	63,00				
	●	KR791232	156,00	–	63,00				
 surface mounted gearbox, 220-240Vdc, 50/60Hz for 1 module, 1 circuit Gear: incl., Ø120 H30	○	KR791431	172,00	–					
	●	KR791432	172,00	–					
 surface mounted gearbox, 220-240Vdc, 50/60Hz for 2 modules, 1 circuit Gear: incl., L500 W50 H30	○	KR791201	208,00	–	63,00	94,00			
	●	KR791202	208,00	–	63,00	94,00			
 surface mounted gearbox, 220-240Vdc, 50/60Hz for 1 module, 1 circuit Gear: switchable ON/OFF incl., Ø160 H30	○	KR791004	313,00						
	●	KR791005	313,00						
 surface mounted gearbox, 220-240Vdc, 50/60Hz for 2 or 3 modules, 1 circuit Gear: switchable ON/OFF incl., Ø225 H30	○	KR791006	400,00						
	●	KR791007	400,00						
 surface mounted connection box Gear: excl., Ø45 H52	○	KR791111	52,00				–		■
	●	KR791112	52,00				–		■
 surface mounted connection box Gear: excl., Ø65 H52	○	KR791211	68,00				–	–	■
	●	KR791212	68,00				–	–	■
 surface mounted connection box Gear: excl., Ø120 H30	○	KR791411	83,00				–	–	■
	●	KR791412	83,00				–	–	■

kreon holon 40 accessories

	KR-code	Base price (EUR excl. VAT)	
■ Required accessories			
Plasterkit	<u>KR707104</u>	18,00	Plasterkit, front mounting, recessed mounted
Recessed mounted	<u>KR791100</u>	56,00	Recessed suspension kit
	<u>KR707106</u>	17,00	Louvre for plasterkit, white
	<u>KR707122</u>	17,00	Louvre for plasterkit, black
	<u>KR707103</u>	63,00	Louvre for plasterkit, red satin copper
Surface mounted (gear excl.)	 <u>KR791001</u>	49,75	Surface mounted installation box, white Ø 45 H 50
	 <u>KR791002</u>	49,75	Surface mounted installation box, black Ø 45 H 50
■ Optional accessories			
Driver	<u>KR762700</u>	41,00	LED driver, 700mA, ON/OFF, 11W
	<u>KR762902</u>	72,00	LED driver, 700mA, 1-10V, 25W (IP67)
	<u>KR752633</u>	66,00	LED driver, 700mA, DALI, 10W
	<u>KR772430</u>	37,00	LED driver, 700mA, phase dim, 25W
	<u>KR772931</u>	32,00	LED driver, 700mA, phase dim, 14W
Installation cover	<u>KR762501</u>	38,00	Installation cover, white
	<u>KR762502</u>	38,00	Installation cover, black
Lenses and louvres for SP, FL, WFL	<u>KR762000</u>	26,00	Anti-glare louvre
	<u>KR762200</u>	27,00	Diffusing lens

kreon holon 40


	Colour	KR-code	Light sources	Base price (EUR excl. VAT)	9027 2700K, CRI90+	9030 3000K, CRI90+	SP Spot (20°)	FL Flood (30°)	WFL Wide flood (40°)	DL Dark light (40°)	WDL Wide dark light (76°)	PD phase dimming	VD 1-10V dimming	DD DALI dimming	CD casambi dimming	Optional accessories
 holon 40 directional single surface mounted Gear: incl.	○	<u>KR962501</u>	①	444,00	-	-	-	-	-	22,00	22,00	-	-	-	-	■
	●	<u>KR962502</u>	①	444,00	-	-	-	-	-	-	22,00	22,00	-	-	-	■
 holon 40 directional double surface mounted Gear: incl.	○	<u>KR962511</u>	②	758,00	-	-	-	-	-	22,00	22,00	-	39,00	39,00	39,00	■
	●	<u>KR962512</u>	②	758,00	-	-	-	-	-	-	22,00	22,00	-	39,00	39,00	39,00

		CRI	CCT	Voltage	Wattage	Drive current	Fixture lumen
①	LED	CRI90+	2700K/3000K	230V	8,4W	700mA	558lm
	darklight	CRI90+	2700K/3000K	230V	8,4W	700mA	417lm
②	LED	CRI90+	2700K/3000K	230V	2x 8,4W	700mA	2x 558lm
	darklight	CRI90+	2700K/3000K	230V	2x 8,4W	700mA	2x 417lm

kreon holon 40 accessories

	KR-code	Base price (EUR exc. VAT)	
■ Optional accessories			
Lenses and louvres for SP, FL, WFL	<u>KR762000</u>	26,00	Anti-glare louvre
	<u>KR762200</u>	27,00	Diffusing lens

kreon holon 40

		Colour	KR-code	Light sources	Base price (EUR excl. VAT)	9027 2700K, CRI90+	9030 3000K, CRI90+	SP Spot (20°)	FL Flood (30°)	WFL Wide flood (40°)	DL Dark light (40°)	WDL Wide dark light (76°)	SW Switchable ON/OFF	VD 1-10V dimming	DD DALI dimming	Required accessories
	holon 40 directional on-track	○	<u>KR962611</u>	①	380,00	-	-	-	-	-	22,00	22,00	-	30,00	30,00	■
		●	<u>KR962612</u>	①	380,00	-	-	-	-	-	22,00	22,00	-	30,00	30,00	■

		CRI	CCT	Voltage	Wattage	Drive current	Fixture lumen
①	LED	CRI90+	2700K/3000K	48V	10,9W		558lm
	darklight	CRI90+	2700K/3000K		8,4W	700mA	420lm

kreon holon 40 accessories


Base price (EUR excl. VAT)

■ Required accessories

Low voltage track

See page 322

kreon holon 40

	Colour	KR-code	Light sources	Base price (EUR excl. VAT)	9027 2700K, CRI90+	9030 3000K, CRI90+	SP Spot (20°)	FL Flood (30°)	WFL Wide flood (40°)	DL Dark light (40°)	WDL Wide dark light (76°)	SW Switchable ON/OFF	VD 1-10V dimming	DD DALI dimming	Required accessories
 holon 40 pendant on-track	○	<u>KR945401</u>	①	344,00	-	-	-	-	22,00	22,00	-	30,00	30,00	■	
	●	<u>KR945402</u>	①	344,00	-	-	-	-	22,00	22,00	-	30,00	30,00	■	

	CRI	CCT	Voltage	Wattage	Drive current	Fixture lumen
①	LED	CRI90+	2700K/3000K	48Vdc	11W	420lm

kreon holon 40 accessories




Base price (EUR excl. VAT)

■ Required accessories

Low voltage track

See page 322

kreon holon 40

	Colour	KR-code	Light sources	Base price (EUR excl. VAT)	9027 2700K, CRI90+	9030 3000K, CRI90+	SP spot (17°)	FL flood (24°)	WFL wide flood (40°)	DL darklight (32°)	WDL wide darklight (55°)	SW Switchable ON/OFF	VD 1-10V dimming	DD DALI dimming
 holon 40 single downlight, on-track	○	<u>KR945001</u>	①	258,00	-	-	-	-	-	22,00	22,00	-	30,00	30,00
	●	<u>KR945002</u>	①	258,00	-	-	-	-	-	22,00	22,00	-	30,00	30,00
	◐	<u>KR945005</u>	①	280,00	-	-	-	-	-	-	-	-	30,00	30,00
 holon 40 single wallwasher, on-track	○	<u>KR945101</u>	②	271,00	-	-	-	-	-	-	-	-	30,00	30,00
	●	<u>KR945102</u>	②	271,00	-	-	-	-	-	-	-	-	30,00	30,00
 holon 40 double downlight, on-track	○	<u>KR945201</u>	③	332,00	-	-	-	-	-	22,00	22,00	-	30,00	30,00
	●	<u>KR945202</u>	③	332,00	-	-	-	-	-	22,00	22,00	-	30,00	30,00
	◐	<u>KR945205</u>	③	355,00	-	-	-	-	-	-	-	-	30,00	30,00

			CRI	CCT	Voltage	Wattage	Fixture lumen
①	LED	SP/FL/WFL	CRI90+	2700K/3000K	48Vdc	4,5W	190lm
		DL/WDL	CRI90+	2700K/3000K	48Vdc	10,7W	375lm
②	LED		CRI90+	2700K/3000K	48Vdc	6,5W	290lm
③	LED	SP/FL/WFL	CRI90+	2700K/3000K	48Vdc	6,5W	2x 190lm
		DL/WDL	CRI90+	2700K/3000K	48Vdc	18,9W	2x 375lm

kreon holon 40 accessories



Base price (EUR excl. VAT)

■ Required accessories

Low voltage track





See page 322

kreon holon 60

	Colour	KR-code	Light sources	Base price (EUR excl. VAT)	9027	9030	9040	9527	9530	9540	DTW	SSP	SP	FL	WFL	SW	DD
					2700K, CRI90+	3000K, CRI90+	4000K, CRI90+	2700K, CRI95+	3000K, CRI95+	4000K, CRI95+	Dim-to-warm, CRI97+	Superspot (18°)	Spot (33°)	Flood (54°)	Wide flood (69°)	ON/OFF	DALI dimming
 holon 60 directional surface mounted, low louvre Gear: incl. ☉	○	KR962461	①	415,00	-	-	-	19,00	19,00	19,00	11,00	-	-	-	-	-	30,00
	●	KR962462	①	415,00	-	-	-	19,00	19,00	19,00	11,00	-	-	-	-	-	30,00
 holon 60 directional surface mounted, deep recessed louvre Gear: incl. ☉	○	KR962161	②	415,00	-	-	-	19,00	19,00	19,00	11,00	-	-	-	-	-	30,00
	●	KR962162	②	415,00	-	-	-	19,00	19,00	19,00	11,00	-	-	-	-	-	30,00
	◐	KR962165	②	415,00	-	-	-	19,00	19,00	19,00	11,00	-	-	-	-	-	30,00

		CRI	CCT	Voltage	Wattage	Fixture lumen
① LED	SSP & SP	CRI90+	2700K/3000K/4000K	230V	10,2W	808lm
		CRI95+	2700K/3000K/4000K	230V	10,2W	727lm
	SP	CRI97+	DTW 1800K - 3000K	230V	12,6W	TBD
	FL & WFL	CRI90+	2700K/3000K/4000K	230V	11,9W	1211lm
		CRI95+	2700K/3000K/4000K	230V	11,9W	1090lm
		CRI97+	DTW 1800K - 3000K	230V	12,6W	TBD
② LED	SSP & SP	CRI90+	2700K/3000K/4000K	230V	10,2W	788lm
		CRI95+	2700K/3000K/4000K	230V	10,2W	709lm
	SP	CRI97+	DTW 1800K - 3000K	230V	12,6W	TBD
	FL	CRI90+	2700K/3000K/4000K	230V	11,9W	1146lm
		CRI95+	2700K/3000K/4000K	230V	11,9W	1031lm
		CRI97+	DTW 1800K - 3000K	230V	12,6W	TBD

kreon holon 60

	Colour	KR-code	Light sources	Base price (EUR excl. VAT)	CRI							DTW			FL			WFL		Required accessories	Optional accessories
					9027 2700K, CRI90+	9030 3000K, CRI90+	9040 4000K, CRI90+	9527 2700K, CRI95+	9530 3000K, CRI95+	9540 4000K, CRI95+	TW Tunable white, CRI90+	DTW Dim-to-warm, CRI97+	SSP Superspot (18°)	SP Spot (33°)	FL Flood (54°)	WFL Wide flood (69°)	Required accessories	Optional accessories			
 holon 60 directional recessed mounted, low louvre Gear: excl. 	○	KR962371	①	393,00	-	-	-	19,00	19,00	19,00	23,00	11,00	-	-	-	-	■	■			
	●	KR962372	①	393,00	-	-	-	19,00	19,00	19,00	23,00	11,00	-	-	-	-	■	■			
 holon 60 directional recessed mounted, deep recessed louvre Gear: excl. 	○	KR962271	②	393,00	-	-	-	19,00	19,00	19,00	23,00	11,00	-	-	-	-	■	■			
	●	KR962272	②	393,00	-	-	-	19,00	19,00	19,00	23,00	11,00	-	-	-	-	■	■			
	◐	KR962275	②	393,00	-	-	-	19,00	19,00	19,00	23,00	11,00	-	-	-	-	■	■			

	CRI	CCT	Wattage	Drive current	Fixture lumen
① LED	SSP & SP	CRI90+ 2700K/3000K/4000K	10,2W	300mA	808lm
		CRI95+ 2700K/3000K/4000K	10,2W	300mA	727lm
	SP	CRI90+ TW 2700K-5000K	2x11W	300mA	TBD
		CRI97+ DTW 1800K-3000K	12,6W	350mA	TBD
	FL & WFL	CRI90+ 2700K/3000K/4000K	18,5W	500mA	1616lm
		CRI95+ 2700K/3000K/4000K	18,5W	500mA	1454lm
		CRI90+ TW 2700K-5000K	2x11W	300mA	TBD
		CRI97+ DTW 1800K-3000K	12,6W	350mA	TBD
② LED	SSP & SP	CRI90+ 2700K/3000K/4000K	10,2W	300mA	788lm
		CRI95+ 2700K/3000K/4000K	10,2W	300mA	709lm
	SP	CRI90+ TW 2700K-5000K	2x11W	300mA	TBD
		CRI97+ DTW 1800K-3000K	12,6W	350mA	TBD
	FL	CRI90+ 2700K/3000K/4000K	18,5W	500mA	1523lm
		CRI95+ 2700K/3000K/4000K	18,5W	500mA	1370lm
		CRI90+ TW 2700K-5000K	2x11W	300mA	TBD
		CRI97+ DTW 1800K-3000K	12,6W	350mA	TBD

kreon holon 60 accessories

	KR-code	Base price (EUR excl. VAT)	
■ Required accessories			
Plasterkit	<u>KR707164</u>	22,00	Plasterkit, front mounting, trimless finish, for holon 60 directional recessed mounted, ⌀ 83mm
	<u>KR707161</u>	34,00	Plasterkit concrete, trimless finish, for holon 60 directional recessed mounted
■ Optional accessories			
Driver 300mA for SSP & SP	<u>KR747464</u>	42,00	LED driver, 300mA, ON/OFF, 1-16W
	<u>KR772211</u>	73,00	LED driver, 300mA, Phase dim, 4,5-14W
	<u>KR747562</u>	64,00	LED driver, 300mA, 1-10V, 6-15W
	<u>KR747666</u>	76,00	LED driver, 300mA, DALI, 3-16W
	<u>KR772209</u>	145,00	LED driver, 300mA, Casambi, 3-16W
Driver 500mA for FL & WFL	<u>KR772024</u>	42,00	LED driver, 500mA, ON/OFF, 1-20W
	<u>KR752843</u>	73,00	LED driver, 500mA, Phase dim, 1-24W
	<u>KR772220</u>	64,00	LED driver, 500mA, 1-10V, Push-dim, 1-20W
	<u>KR772223</u>	76,00	LED driver, 500mA, DALI, 2,5-20W
	<u>KR772229</u>	145,00	LED driver, 500mA, Casambi, 5-27W
Driver (dim-to-warm) 350mA for SP, FL & WFL	<u>KR747162</u>	64,00	LED driver, 350mA, 1-10V, 6-18W
	<u>KR747266</u>	76,00	LED driver, 350mA, DALI, 3,5-17W
	<u>KR772219</u>	145,00	LED driver, 350mA, Casambi 3,5-18,5W
Driver (tunable white) 300mA for SP, FL & WFL	<u>KR747766</u>	134,00	LED driver, 300mA, DALI, 16,5W

kreon holon 60


	Colour	KR-code	Light sources	Base price (EUR excl. VAT)	9027 2700K, CRI90+			9030 3000K, CRI90+			9040 4000K, CRI90+			9527 2700K, CRI95+			9530 3000K, CRI95+			9540 4000K, CRI95+			SSP Superspot (18°)		SP Spot (33°)		FL Flood (54°)		WFL Wide flood (69°)		SW ON/OFF		DD DALI dimming		Optional accessories
					19,00	19,00	19,00	19,00	19,00	19,00	19,00	19,00	19,00	19,00	19,00	19,00	19,00	19,00	19,00	19,00	19,00	19,00	19,00	19,00	19,00	19,00	19,00	19,00	19,00	19,00	19,00	19,00	19,00	19,00	
	holon 60 fixed surface mounted, low louvre	KR962861	①	313,00	-	-	-	19,00	19,00	19,00	-	-	-	-	-	-	-	-	-	-	-	-	-	-	-	-	-	-	-	30,00					
	Gear: incl. ☉	KR962862	①	313,00	-	-	-	19,00	19,00	19,00	-	-	-	-	-	-	-	-	-	-	-	-	-	-	-	-	-	-	-	30,00					
	holon 60 fixed surface mounted, low louvre	KR962761	②	287,00	-	-	-	19,00	19,00	19,00	-	-	-	-	-	-	-	-	-	-	-	-	-	-	-	-	-	-	-						
	Gear: excl. ☐	KR962762	②	287,00	-	-	-	19,00	19,00	19,00	-	-	-	-	-	-	-	-	-	-	-	-	-	-	-	-	-	-	-						
	holon 60 fixed surface mounted, deep recessed louvre	KR962661	③	287,00	-	-	-	19,00	19,00	19,00	-	-	-	-	-	-	-	-	-	-	-	-	-	-	-	-	-	-	-						
	Gear: excl. ☐	KR962662	③	287,00	-	-	-	19,00	19,00	19,00	-	-	-	-	-	-	-	-	-	-	-	-	-	-	-	-	-	-	-						
		KR962665	③	287,00	-	-	-	19,00	19,00	19,00	-	-	-	-	-	-	-	-	-	-	-	-	-	-	-	-	-	-	-						

			CRI	CCT	Voltage	Wattage	Drive current	Fixture lumen
① LED	SSP & SP	CRI90+	2700K/3000K/4000K	230V	10,2W			808lm
		CRI95+	2700K/3000K/4000K					727lm
	FL & WFL	CRI90+	2700K/3000K/4000K	230V	11,9W			1211lm
		CRI95+	2700K/3000K/4000K					1090lm
② LED	SSP & SP	CRI90+	2700K/3000K/4000K		10,2W	300mA		808lm
		CRI95+	2700K/3000K/4000K					727lm
	FL & WFL	CRI90+	2700K/3000K/4000K		18,5W	500mA		1616lm
		CRI95+	2700K/3000K/4000K					1454lm
③ LED	SSP & SP	CRI90+	2700K/3000K/4000K		10,2W	300mA		788lm
		CRI95+	2700K/3000K/4000K					709lm
	FL & WFL	CRI90+	2700K/3000K/4000K		18,5W	500mA		1523lm
		CRI95+	2700K/3000K/4000K					1370lm

kreon holon 60 accessories

	KR-code	Base price (EUR excl. VAT)	
■ Optional accessories			
Driver 300mA for SSP & SP	<u>KR747464</u>	42,00	LED driver, 300mA, ON/OFF, 1-16W
	<u>KR772211</u>	73,00	LED driver, 300mA, Phase dim, 4,5-14W
	<u>KR747562</u>	64,00	LED driver, 300mA, 1-10V, 6-15W
	<u>KR747666</u>	76,00	LED driver, 300mA, DALI, 3-16W
	<u>KR772209</u>	145,00	LED driver, 300mA, Casambi, 3-16W
Driver 500mA for FL & WFL	<u>KR772024</u>	42,00	LED driver, 500mA, ON/OFF, 1-20W
	<u>KR752843</u>	73,00	LED driver, 500mA, Phase dim, 1-24W
	<u>KR772220</u>	64,00	LED driver, 500mA, 1-10V, Push-dim, 1-20W
	<u>KR772223</u>	76,00	LED driver, 500mA, DALI, 2,5-20W
	<u>KR772229</u>	145,00	LED driver, 500mA, Casambi, 5-27W

kreon holon 60



	Colour	KR-code	Light sources	Base price (EUR excl. VAT)										Optional accessories
					9027 2700K, CRI90+	9030 3000K, CRI90+	9040 4000K, CRI90+	9527 2700K, CRI95+	9530 3000K, CRI95+	9540 4000K, CRI95+	SSP Superspot (18°)	SP Spot (33°)	FL Flood (54°)	
 holon 60 deco fixed surface mounted, deep louvre Gear: excl.	○	<u>KR962561</u>	①	359,00	-	-	-	19,00	19,00	19,00	-	-	-	■
	●	<u>KR962562</u>	①	359,00	-	-	-	19,00	19,00	19,00	-	-	-	■

		CRI	CCT	Wattage	Drive current	Fixture lumen
① LED SSP & SP	CRI90+	2700K/3000K/4000K	10,2W	300mA	741lm	
	CRI95+	2700K/3000K/4000K			TBD	
FL	CRI90+	2700K/3000K/4000K	18,5W	500mA	1316lm	
	CRI95+	2700K/3000K/4000K			TBD	

kreon holon 60 accessories

	KR-code	Base price (EUR excl. VAT)	
■ Optional accessories			
Driver 300mA for SSP & SP	<u>KR747464</u>	42,00	LED driver, 300mA, ON/OFF, 1-16W
	<u>KR772211</u>	73,00	LED driver, 300mA, Phase dim, 4,5-14W
	<u>KR747562</u>	64,00	LED driver, 300mA, 1-10V, 6-15W
	<u>KR747666</u>	76,00	LED driver, 300mA, DALI, 3-16W
	<u>KR772209</u>	145,00	LED driver, 300mA, Casambi, 3-16W
Driver 500mA for FL & WFL	<u>KR772024</u>	42,00	LED driver, 500mA, ON/OFF, 1-20W
	<u>KR752843</u>	73,00	LED driver, 500mA, Phase dim, 1-24W
	<u>KR772220</u>	64,00	LED driver, 500mA, 1-10V, Push-dim, 1-20W
	<u>KR772223</u>	76,00	LED driver, 500mA, DALI, 2,5-20W
	<u>KR772229</u>	145,00	LED driver, 500mA, Casambi, 5-27W

kreon holon 60


	Colour	KR-code	Light sources	Base price (EUR excl. VAT)	9027 2700K, CRI90+			9030 3000K, CRI90+			9040 4000K, CRI90+			9527 2700K, CRI95+			9530 3000K, CRI95+			9540 4000K, CRI95+			SSP Superspot (18°)		SP Spot (33°)		FL Flood (54°)		WFL Wide flood (69°)		SW ON/OFF		DD DALI dimming		Required accessories		Optional accessories	
					9027	9030	9040	9527	9530	9540	SSP	SP	FL	WFL	SW	DD	Required accessories	Optional accessories																				
 holon 60 pendant, low louvre Gear: incl. ☉	○	KR962851	①	410,00	-	-	-	19,00	19,00	19,00	-	-	-	-	-	-	-	-	30,00	■	■																	
	●	KR962852	①	410,00	-	-	-	19,00	19,00	19,00	-	-	-	-	-	-	-	-	30,00	■	■																	
 holon 60 pendant, low louvre Gear: excl. ☼	○	KR962751	②	378,00	-	-	-	19,00	19,00	19,00	-	-	-	-	-	-	-	-	-	■	■																	
	●	KR962752	②	378,00	-	-	-	19,00	19,00	19,00	-	-	-	-	-	-	-	-	-	■	■																	
 holon 60 pendant, deep recessed louvre Gear: excl. ☼	○	KR962651	③	378,00	-	-	-	19,00	19,00	19,00	-	-	-	-	-	-	-	-	-	■	■																	
	●	KR962652	③	378,00	-	-	-	19,00	19,00	19,00	-	-	-	-	-	-	-	-	-	■	■																	
	◐	KR962655	③	378,00	-	-	-	19,00	19,00	19,00	-	-	-	-	-	-	-	-	-	■	■																	

			CRI	CCT	Voltage	Wattage	Drive current	Fixture lumen
①	LED	SSP & SP	CRI90+	2700K/3000K/4000K	230V	10,2W		808lm
			CRI95+	2700K/3000K/4000K				727lm
		FL & WFL	CRI90+	2700K/3000K/4000K	230V	11,9W		1211lm
			CRI95+	2700K/3000K/4000K				1090lm
②	LED	SSP & SP	CRI90+	2700K/3000K/4000K		10,2W	300mA	808lm
			CRI95+	2700K/3000K/4000K				727lm
		FL & WFL	CRI90+	2700K/3000K/4000K		18,5W	500mA	1616lm
			CRI95+	2700K/3000K/4000K				1454lm
③	LED	SSP & SP	CRI90+	2700K/3000K/4000K		10,2W	300mA	788lm
			CRI95+	2700K/3000K/4000K				709lm
		FL & WFL	CRI90+	2700K/3000K/4000K		18,5W	500mA	1523lm
			CRI95+	2700K/3000K/4000K				1370lm

kreon holon 60 accessories

	KR-code	Base price (EUR excl. VAT)	
■ Optional accessories			
Driver 300mA for SSP & SP	<u>KR747464</u>	42,00	LED driver, 300mA, ON/OFF, 16W
	<u>KR747562</u>	64,00	LED driver, 300mA, 1-10V, 15W
	<u>KR747666</u>	76,00	LED driver, 300mA, DALI, 16W
	<u>KR772209</u>	145,00	LED driver, 300mA, Casambi, 16W
Driver 500mA for FL	<u>KR772024</u>	42,00	LED driver, 500mA, ON/OFF, 20W
	<u>KR772220</u>	64,00	LED driver, 500mA, 1-10V, Push-dim, 20W
	<u>KR772223</u>	76,00	LED driver, 500mA, DALI, 20W
	<u>KR772229</u>	145,00	LED driver, 500mA, Casambi, 27W




kreon holon 60

	Colour	KR-code	Light sources	Base price (EUR excl. VAT)	9027 2700K, CRI90+	9030 3000K, CRI90+	9040 4000K, CRI90+	9527 2700K, CRI95+	9530 3000K, CRI95+	9540 4000K, CRI95+	SSP Superspot (18°)	SP Spot (33°)	FL Flood (54°)	Required accessories	Optional accessories
 holon 60 deco pendant, deep louvre Gear: incl. ☺	○	<u>KR962551</u>	①	466,00	-	-	-	19,00	19,00	19,00	-	-	-	■	■
	●	<u>KR962552</u>	①	466,00	-	-	-	19,00	19,00	19,00	-	-	-	■	■





		CRI	CCT	Wattage	Drive current	Fixture lumen
① LED	SSP & SP	CRI90+	2700K/3000K/4000K	10,2W	300mA	741lm
		CRI95+	2700K/3000K/4000K			TBD
	FL	CRI90+	2700K/3000K/4000K	18,5W	500mA	1316lm
		CRI95+	2700K/3000K/4000K			TBD

kreon holon 60 accessories

	KR-code	Base price (EUR excl. VAT)	
■ Optional accessories			
Driver 300mA for SSP & SP	<u>KR747464</u>	40,25	LED driver, 300mA, ON/OFF, 16W
	<u>KR747562</u>	61,50	LED driver, 300mA, 1-10V, 15W
	<u>KR747666</u>	73,00	LED driver, 300mA, DALI, 16W
	<u>KR772209</u>	145,00	LED driver, 300mA, Casambi, 16W
Driver 500mA for FL	<u>KR772024</u>	40,25	LED driver, 500mA, ON/OFF, 20W
	<u>KR772220</u>	61,50	LED driver, 500mA, 1-10V, Push-dim, 20W
	<u>KR772223</u>	73,00	LED driver, 500mA, DALI, 20W
	<u>KR772229</u>	145,00	LED driver, 500mA, Casambi, 27W

	Colour	KR-code	Base price (EUR excl. VAT)	LV low voltage connection	HV high voltage connection	Optional accessories
 surface mounted connection box Gear: excl., Ø45 H52	○	<u>KR791111</u>	52,00	–		■
	●	<u>KR791112</u>	52,00	–		■
 surface mounted connection box Gear: excl., Ø65 H52	○	<u>KR791211</u>	68,00	–	–	■
	●	<u>KR791212</u>	68,00	–	–	■
 surface mounted connection box Gear: excl., Ø120 H30	○	<u>KR791411</u>	83,00	–	–	■
	●	<u>KR791412</u>	83,00	–	–	■

kreon holon 60

	Colour	KR-code	Light sources	Base price (EUR excl. VAT)	9027	9030	9040	9527	9530	9540	TW	DTW	SSP	SP	FL	WFL	SW	VD	DD	Required accessories
					2700K, CRI90+	3000K, CRI90+	4000K, CRI90+	2700K, CRI95+	3000K, CRI95+	4000K, CRI95+	Tunable white, CRI90+	Dim-to-warm, CRI97+	Superspot (18°)	Spot (33°)	Flood (54°)	Wide flood (69°)	ON/OFF	1-10V dimming	DALI dimming	
 holon 60 directional, on-track 48Vdc, low louvre Gear: incl. 	○	KR962771	①	410,00	-	-	-	19,00	19,00	19,00	23,00	11,00	-	-	-	-	-	30,00	30,00	■
	●	KR962772	①	410,00	-	-	-	19,00	19,00	19,00	23,00	11,00	-	-	-	-	-	30,00	30,00	■
 holon 60 directional, on-track 48Vdc, deep recessed louvre Gear: incl. 	○	KR962671	②	410,00	-	-	-	19,00	19,00	19,00	23,00	11,00	-	-	-	-	-	30,00	30,00	■
	●	KR962672	②	410,00	-	-	-	19,00	19,00	19,00	23,00	11,00	-	-	-	-	-	30,00	30,00	■
	◐	KR962675	②	410,00	-	-	-	19,00	19,00	19,00	23,00	11,00	-	-	-	-	-	30,00	30,00	■

	CRI	CCT	Wattage	Drive current	Fixture lumen	
① LED	SSP & SP	CRI90+	2700K/3000K/4000K	48V	10,2W	808lm
		CRI95+	2700K/3000K/4000K	48V	10,2W	727lm
	SP	CRI90+	TW 2700K-5000K	48V	2x11W	TBD
		CRI97+	DTW 1800K-3000K	48V	15,1W	TBD
	FL & WFL	CRI90+	2700K/3000K/4000K	48V	18,5W	1616lm
		CRI95+	2700K/3000K/4000K	48V	18,5W	1454lm
		CRI90+	TW 2700K-5000K	48V	2x11W	TBD
		CRI97+	DTW 1800K-3000K	48V	15,1W	TBD
② LED	SSP & SP	CRI90+	2700K/3000K/4000K	48V	10,2W	788lm
		CRI95+	2700K/3000K/4000K	48V	10,2W	709lm
	SP	CRI90+	TW 2700K-5000K	48V	2x11W	TBD
		CRI97+	DTW 1800K-3000K	48V	15,1W	TBD
	FL	CRI90+	2700K/3000K/4000K	48V	18,5W	1523lm
		CRI95+	2700K/3000K/4000K	48V	18,5W	1370lm
		CRI90+	TW 2700K-5000K	48V	2x11W	TBD
		CRI97+	DTW 1800K-3000K	48V	15,1W	TBD

kreon holon 60 accessories





Base price (EUR excl. VAT)

■ Required accessories

Low voltage track

See page 322

kreon holon 60

	Colour	KR-code	Light sources	Base price (EUR excl. VAT)	9027 2700K, CRI90+	9030 3000K, CRI90+	9040 4000K, CRI90+	9527 2700K, CRI95+	9530 3000K, CRI95+	9540 4000K, CRI95+	SSP Superspot (18°)	SP Spot (33°)	FL Flood (54°)	WFL Wide flood (69°)	SW ON/OFF	DD DALI dimming	Required accessories
	○	KR962971	①	415,00	-	-	-	19,00	19,00	19,00	-	-	-	-	30,00	■	
	●	KR962972	①	415,00	-	-	-	19,00	19,00	19,00	-	-	-	-	30,00	■	
	○	KR962871	②	415,00	-	-	-	19,00	19,00	19,00	-	-	-	-	30,00	■	
	●	KR962872	②	415,00	-	-	-	19,00	19,00	19,00	-	-	-	-	30,00	■	
	◐	KR962875	②	415,00	-	-	-	19,00	19,00	19,00	-	-	-	-	30,00	■	
	○	KR962981	①	415,00	-	-	-	19,00	19,00	19,00	-	-	-	-	30,00	■	
	●	KR962982	①	415,00	-	-	-	19,00	19,00	19,00	-	-	-	-	30,00	■	
	○	KR962881	②	415,00	-	-	-	19,00	19,00	19,00	-	-	-	-	30,00	■	
	●	KR962882	②	415,00	-	-	-	19,00	19,00	19,00	-	-	-	-	30,00	■	
	◐	KR962885	②	415,00	-	-	-	19,00	19,00	19,00	-	-	-	-	30,00	■	

		CRI	CCT	Voltage	Wattage	Fixture lumen
① LED	SSP & SP	CRI90+	2700K/3000K/4000K	230V	13W	808lm
		CRI95+	2700K/3000K/4000K	230V		727lm
	FL & WFL	CRI90+	2700K/3000K/4000K	230V	21W	1616lm
		CRI95+	2700K/3000K/4000K	230V		1454lm
② LED	SSP & SP	CRI90+	2700K/3000K/4000K	230V	13W	788lm
		CRI95+	2700K/3000K/4000K	230V		709lm
	FL	CRI90+	2700K/3000K/4000K	230V	21W	1523lm
		CRI95+	2700K/3000K/4000K	230V		1370lm

kreon holon 60 accessories



Base price (EUR excl. VAT)

■ Required accessories

3~ circuit track

See page 342

kreon holon 60

	Colour	KR-code	Light sources	Base price (EUR excl. VAT)	9027 2700K, CRI90+	9030 3000K, CRI90+	9040 4000K, CRI90+	9527 2700K, CRI95+	9530 3000K, CRI95+	9540 4000K, CRI95+	TW Tunable white, CRI90+	DTW Dim-to-warm, CRI97+	SSP Superspot (18°)	SP Spot (33°)	FL Flood (54°)	WFL Wide flood (69°)	SW ON/OFF	VD 1-10V dimming	DD DALI dimming	Required accessories
	holon 60 fixed, on-track 48Vdc, low louvre	<u>KR962081</u>	①	310,00	-	-	-	19,00	19,00	19,00	23,00	11,00	-	-	-	-	-	30,00	30,00	■
	low louvre Gear: incl. ⚙	<u>KR962082</u>	①	310,00	-	-	-	19,00	19,00	19,00	23,00	11,00	-	-	-	-	-	30,00	30,00	■
	holon 60 fixed, on-track 48Vdc, deep recessed louvre	<u>KR962281</u>	②	310,00	-	-	-	19,00	19,00	19,00	23,00	11,00	-	-	-	-	-	30,00	30,00	■
	deep recessed louvre Gear: incl. ⚙	<u>KR962282</u>	②	310,00	-	-	-	19,00	19,00	19,00	23,00	11,00	-	-	-	-	-	30,00	30,00	■
		<u>KR962285</u>	②	310,00	-	-	-	19,00	19,00	19,00	23,00	11,00	-	-	-	-	-	30,00	30,00	■

	CRI	CCT	Voltage	Wattage	Fixture lumen		
① LED	SSP & SP	CRI90+	2700K/3000K/4000K	48Vdc	10W	727lm	
		CRI95+	2700K/3000K/4000K	48Vdc	10W	TBD	
	SP	CRI90+	TW 2700K-5000K	48Vdc	2x12W	TBD	
		CRI97+	DTW 1800K-3000K	48Vdc	TBD	TBD	
	FL & WFL	CRI90+	2700K/3000K/4000K	48Vdc	19W	1470lm	
		CRI95+	2700K/3000K/4000K	48Vdc	19W	1323lm	
		CRI90+	TW 2700K-5000K	48Vdc	2x12W	TBD	
		CRI97+	DTW 1800K-3000K	48Vdc	TBD	TBD	
	② LED	SSP & SP	CRI90+	2700K/3000K/4000K	48Vdc	10W	682lm
			CRI95+	2700K/3000K/4000K	48Vdc	10W	TBD
SP		CRI90+	TW 2700K-5000K	48Vdc	2x12W	TBD	
		CRI97+	DTW 1800K-3000K	48Vdc	TBD	TBD	
FL		CRI90+	2700K/3000K/4000K	48Vdc	19W	1382lm	
		CRI95+	2700K/3000K/4000K	48Vdc	19W	1244lm	
		CRI90+	TW 2700K-5000K	48Vdc	2x12W	TBD	
		CRI97+	DTW 1800K-3000K	48Vdc	TBD	TBD	

kreon holon 60

			Colour	KR-code	Light sources	Base price (EUR excl. VAT)	9027 2700K, CRI90+	9030 3000K, CRI90+	9040 4000K, CRI90+	9527 2700K, CRI95+	9530 3000K, CRI95+	9540 4000K, CRI95+	TW Tunable white, CRI90+	DTW Dim-to-warm, CRI97+	SW ON/OFF	VD 1-10V dimming	DD DALI dimming	Required accessories
	holon 60 wallwasher, on-track		○	<u>KR962181</u>	①	321,00	-	-	-	19,00	19,00	19,00	23,00	11,00	-	30,00	30,00	■
	48Vdc		●	<u>KR962182</u>	①	321,00	-	-	-	19,00	19,00	19,00	23,00	11,00	-	30,00	30,00	■
Gear: incl. ⚙																		

	CRI	CCT	Voltage	Wattage	Fixture lumen
① LED WW	CRI90+	2700K/3000K/4000K	48Vdc	10W	710lm
	CRI95+	2700K/3000K/4000K	48Vdc	10W	639lm
	CRI90+	TW 2700K-5000K	48Vdc	2x12W	TBD
	CRI97+	DTW 1800K-3000K	48Vdc	TBD	TBD

kreon holon 60 accessories


Base price (EUR excl. VAT)

■ Required accessories

Low voltage track

See page 322

kreon holon 60

	Colour	KR-code	Light sources	Base price (EUR excl. VAT)	9027 2700K, CRI90+	9030 3000K, CRI90+	9040 4000K, CRI90+	9527 2700K, CRI95+	9530 3000K, CRI95+	9540 4000K, CRI95+	SSP Superspot (18°)	SP Spot (33°)	FL Flood (54°)	WFL Wide flood (69°)	SW ON/OFF	DD DALI dimming	Required accessories
 holon 60 fixed, on-track 230Vdc (onetrack), low louvre Gear: incl. ☉	○	KR962381	①	316,00	-	-	-	19,00	19,00	19,00	-	-	-	-	-	30,00	■
	●	KR962382	①	316,00	-	-	-	19,00	19,00	19,00	-	-	-	-	-	30,00	■
 holon 60 fixed, on-track 230Vdc (onetrack), deep recessed louvre Gear: incl. ☉	○	KR962581	②	316,00	-	-	-	19,00	19,00	19,00	-	-	-	-	-	30,00	■
	●	KR962582	②	316,00	-	-	-	19,00	19,00	19,00	-	-	-	-	-	30,00	■
	◐	KR962585	②	316,00	-	-	-	19,00	19,00	19,00	-	-	-	-	-	30,00	■
 holon 60 wallwasher, on-track 230Vdc (onetrack) Gear: incl. ☉	○	KR962481	③	326,00	-	-	-	19,00	19,00	19,00	-	-	-	-	-	30,00	■
	●	KR962482	③	326,00	-	-	-	19,00	19,00	19,00	-	-	-	-	-	30,00	■

			CRI	CCT	Voltage	Wattage	Fixture lumen
①	LED	SSP & SP	CRI90+	2700K/3000K/4000K	230V	13W	727lm
			CRI95+	2700K/3000K/4000K	230V		654lm
	FL & WFL	CRI90+	2700K/3000K/4000K	230V	21W	1470lm	
		CRI95+	2700K/3000K/4000K	230V		1323lm	
②	LED	SSP & SP	CRI90+	2700K/3000K/4000K	230V	13W	687lm
			CRI95+	2700K/3000K/4000K	230V		618lm
	FL	CRI90+	2700K/3000K/4000K	230V	21W	1382lm	
		CRI95+	2700K/3000K/4000K	230V		1244lm	
③	LED	WW	CRI90+	2700K/3000K/4000K	230V	13W	710lm
			CRI95+	2700K/3000K/4000K	230V		639lm

kreon holon 60 accessories

Base price (EUR excl. VAT)

■ Required accessories



3~ circuit track

See page 342

kreon holon 80 accessories

	KR-code	Base price (EUR excl. VAT)	
■ Required accessories			
Plasterkit	<u>KR717104</u>	25,00	Plasterkit, front mounting, no shadowgap, for holon 80 directional recessed mounted
	<u>KR717108</u>	25,00	Plasterkit, front mounting, shadowgap, for holon 80 directional recessed mounted
	<u>KR717100</u>	TBD	Plasterkit, back mounting
	<u>KR717101</u>	36,00	Plasterkit concrete, no shadowgap
	<u>KR717102</u>	36,00	Plasterkit concrete, shadowgap
Installation kit	<u>KR717101</u>	31,00	Installation kit, back mounting
■ Optional accessories			
Lenses and louvres	<u>KR762002</u>	31,00	Anti-glare louvre
	<u>KR726100</u>	28,00	Sculpture lens
	<u>KR726200</u>	27,00	Diffusing lens
Driver	<u>KR772150</u>	53,00	LED driver, 850mA, ON/OFF, 15-34W
	<u>KR772152</u>	80,00	LED driver, 850mA, 1-10V, 1,7-38W
	<u>KR772153</u>	90,00	LED driver, 850mA, DALI, 8,5-38W
	<u>KR772159</u>	145,00	LED driver, 850mA, Casambi, 8,5-38W

kreon holon 80

	Colour	KR-code	Light sources	Base price (EUR excl. VAT)	9027 2700K, CRI90+	9030 3000K, CRI90+	9040 4000K, CRI90+	9527 2700K, CRI95+	9530 3000K, CRI95+	9540 4000K, CRI95+	FL Flood (30°)	WFL Wide flood (38°)	SW Switchable ON/OFF	DD DALI dimming	Required accessories
 holon 80 directional on-track, low louvre Gear: incl.	○	<u>KR962041</u>	①	625,00	–	–	–	28,00	28,00	28,00	–	–	–	42,00	■
	●	<u>KR962042</u>	①	625,00	–	–	–	28,00	28,00	28,00	–	–	–	42,00	■
 holon 80 directional on-track, deep recessed louvre Gear: incl.	○	<u>KR962941</u>	①	625,00	–	–	–	28,00	28,00	28,00	–	–	–	42,00	■
	●	<u>KR962942</u>	①	625,00	–	–	–	28,00	28,00	28,00	–	–	–	42,00	■
	◐	<u>KR962945</u>	①	625,00	–	–	–	28,00	28,00	28,00	–	–	–	42,00	■

	CRI	CCT	Voltage	Wattage	Fixture lumen
① LED	CRI90+	2700K/3000K/4000K	230V	28,9W	TBD
	CRI95+	2700K/3000K/4000K	230V	28,9W	TBD

kreon holon 80 accessories




Base price (EUR excl. VAT)

■ Required accessories

3~ circuit track

See page 342

kreon inline direct/surface mounted

	KR-code	Light sources	Recommended price per meter for a system length of approx. 5 meters (EUR excl. VAT)	SW Black	8027 2700K, CRI80+	8030 3000K, CRI80+	8040 4000K, CRI80+	DD Dimmable DALI, building side	3 350mA	7 700mA	
 inline d-diffus	<u>INL50</u>	①	400,00	-	-	-	-	-	-	-	price/m
 inline s-forward	<u>INL51</u>	②	580,00	-	-	-	-	-	-	-	price/m
 inline s-backward	<u>INL52</u>	③	580,00	-	-	-	-	-	-	-	price/m




		Light flow per meter (approx.)	Im/m (350mA) @ 4000K	Im/m (700mA) @ 4000K
①	LED	INLINE-50 d-diffuse	1997lm	or 3656lm
②	LED	INLINE-51 s-forward	1703lm	or 3075lm
③	LED	INLINE-52 s-backward	1846lm	or 3162lm

kreon inline direct/surface mounted

	KR-code	Light sources	Recommended price per meter for a system length of approx. 5 meters (EUR excl. VAT)	SW Black	8027 2700K, CRI80+	8030 3000K, CRI80+	8040 4000K, CRI80+	DD Dimmable DALI, building side	3 350mA	7 700mA
 inline f-80°	<u>INL53</u>	①	580,00	-	-	-	-	-	-	-
 inline f-40°	<u>INL54</u>	②	580,00	-	-	-	-	-	-	-
 inline f-asym	<u>INL55</u>	③	580,00	-	-	-	-	-	-	-
 inline f-lvr Louver Raster UGR <19	<u>INL56</u>	④	580,00	-	-	-	-	-	-	-





	Light flow per meter (approx.)			lm/m (350mA) @ 4000K	or	lm/m (700mA) @ 4000K
①	LED	INLINE-53	f-80°	1820lm	or	3388lm
②	LED	INLINE-54	f-40°	2045lm	or	3653lm
③	LED	INLINE-55	f-asym	1747lm	or	3148lm
④	LED	INLINE-56	f-lvr	1675lm (UGR 19)	or	3025lm (UGR >19)

kreon inline neo direct/pending

		KR-code	Light sources	Recommended price per meter for a system length of approx. 5 meters (EUR excl. VAT)	2 Suspender, 2 meters	5 Suspender, 5 meters	SW Black	8027 2700K, CRI80+	8030 3000K, CRI80+	8040 4000K, CRI80+	DD Dimmable DALI, building side	3 350mA	7 700mA
	inline d-diffus	<u>INL60</u>	①	475,00	-	-	-	-	-	-	-	-	-
	inline s-forward	<u>INL61</u>	②	655,00	-	-	-	-	-	-	-	-	-
	inline s-backward	<u>INL62</u>	③	655,00	-	-	-	-	-	-	-	-	-




		Light flow per meter (approx.)		lm/m (350mA) @ 4000K		lm/m (700mA) @ 4000K
①	LED	INLINE-60	d-diffuse	1997lm	or	3656lm
②	LED	INLINE-61	s-forward	1703lm	or	3075lm
③	LED	INLINE-62	s-backward	1846lm	or	3162lm

kreon inline neo direct/pending

		KR-code	Light sources	Recommended price per meter for a system length of approx. 5 meters (EUR excl. VAT)	2 Suspender, 2 meters	5 Suspender, 5 meters	SW Black	8027 2700K, CRI80+	8030 3000K, CRI80+	8040 4000K, CRI80+	DD Dimmable DALI, building side	3 350mA	7 700mA
	inline f-80°	<u>INL63</u>	①	655,00	-	-	-	-	-	-	-	-	-
	inline f-40°	<u>INL64</u>	②	655,00	-	-	-	-	-	-	-	-	-
	inline f-asym	<u>INL65</u>	③	655,00	-	-	-	-	-	-	-	-	-
	inline f-lvr Louver Raster UGR <19	<u>INL66</u>	④	655,00	-	-	-	-	-	-	-	-	-





		Light flow per meter (approx.)	lm/m (350mA) @ 4000K	or	lm/m (700mA) @ 4000K
①	LED	INLINE-63 f-80°	1820lm	or	3388lm
②	LED	INLINE-64 f-40°	2045lm	or	3653lm
③	LED	INLINE-65 f-asym	1747lm	or	3148lm
④	LED	INLINE-66 f-lvr	1675lm (UGR 19)	or	3025lm (UGR >19)

kreon inline neo direct-indirect/pending









		KR-code	Light sources	Recommended price per meter for a system length of approx. 5 meters (EUR excl. VAT)	2 Suspender, 2 meters	5 Suspender, 5 meters	Wall-mounting	SW Black	8027 2700K, CR180+	8030 3000K, CR180+	8040 4000K, CR180+	DD Dimmable DALI, building side	37 350mA direct and 700mA indirect
	inline d-diffus	<u>INL70</u>	①	705,00	-	-	-	-	-	-	-	-	-
	inline s-forward	<u>INL71</u>	②	935,00	-	-	-	-	-	-	-	-	-
	inline s-backward	<u>INL72</u>	③	935,00	-	-	-	-	-	-	-	-	-

				Direct portion lm/m (350mA) @ 4000K	and	Indirect portion lm/m (700mA) @ 4000K
①	LED	INLINE-70	d-diffuse	1997lm	and	3980lm
②	LED	INLINE-71	s-forward	1703lm	and	3980lm
③	LED	INLINE-72	s-backward	1846lm	and	3980lm

kreon inline neo direct-indirect/pending

		KR-code	Light sources	Recommended price per meter for a system length of approx. 5 meters (EUR excl. VAT)	2 Suspender, 2 meters	5 Suspender, 5 meters	Wall-mounting	SW Black	8027 2700K, CR180+	8030 3000K, CR180+	8040 4000K, CR180+	DD Dimmable DALI, building side	37 350mA direct and 700mA indirect
	inline f-80°	<u>INL73</u>	①	935,00	-	-	-	-	-	-	-	-	-
	inline f-40°	<u>INL74</u>	②	935,00	-	-	-	-	-	-	-	-	-
	inline f-asym	<u>INL75</u>	③	935,00	-	-	-	-	-	-	-	-	-
	inline f-lvr Louver Raster UGR <19	<u>INL76</u>	④	935,00	-	-	-	-	-	-	-	-	-




				Direct portion lm/m (350mA) @ 4000K	and	Indirect portion lm/m (700mA) @ 4000K
①	LED	INLINE-73	f-80°	1820lm		3980lm
②	LED	INLINE-74	f-40°	2045lm		3980lm
③	LED	INLINE-75	f-asym	1747lm		3980lm
④	LED	INLINE-76	f-lvr	1675lm (UGR 19)		3980lm

	Colour	KR-code	Light source	Base price (EUR excl. VAT)	9027 2700K, CRI90+	9030 3000K, CRI90+	SP Spot (20°)	DL Dark light (33°)	WDL Wide dark light (56°)	D1 Dome, glassy	D3 Dome, matt	Required accessories	Optional accessories
 inti 80 fixed Gear: excl., IP44 	○	KR997111	①	275,00	-	-				40,00	-	■	■
	●	KR997112	①	275,00	-	-				40,00	-	■	■
 inti 80 fixed dim-to-warm Gear: excl., IP44 	○	KR997611	②	275,00						40,00	-	■	■
	●	KR997612	②	275,00						40,00	-	■	■
 inti directional Gear: excl., IP40 	○	KR997121	③	389,00	-	-	-	-	-	40,00	-	■	■
	●	KR997122	③	389,00	-	-	-	-	-	40,00	-	■	■
 inti directional dim-to-warm Gear: excl., IP40 	○	KR997621	④	389,00	-	-	-	-	-	40,00	-	■	■
	●	KR997622	④	389,00	-	-	-	-	-	40,00	-	■	■

	CRI	CCT	Wattage	Drive current	Fixture lumen
① LED	CRI90+	2700K/3000K	12W	350mA	825lm
② LED	CRI90+	2700K/3000K	12,6W	350mA	577lm
③ LED dome	CRI90+	2700K/3000K	12W	350mA	576lm
LED dir. 33° / 56°			4W		250lm
20°			1W		100lm
④ LED dome	CRI90+	2700K/3000K	12,6W	350mA	400lm
LED dir. 33° / 56°			4W		250lm
20°			1W		100lm

	Colour	KR-code	Base price (EUR excl. VAT)	
■ Required accessories				
Plasterkit		<u>KR717104</u>	25,00	Plasterkit, front mounting, no shadowgap Ø 102 D 110
		<u>KR717108</u>	25,00	Plasterkit, front mounting, shadowgap Ø 102 D 110
		<u>KR717000</u>	36,00	Plasterkit, back mounting, no shadowgap
Installation kit		<u>KR717021</u>	38,00	Installation kit with trim, white Ø 90 D 110
		<u>KR717022</u>	38,00	Installation kit with trim, black Ø 90 D 110
Plasterkit concrete		<u>KR717101</u>	36,00	Plasterkit for concrete installation, no shadowgap (430x430)
		<u>KR717102</u>	36,00	Plasterkit for concrete installation, no shadowgap, small (200x200)
		<u>KR717109</u>	36,00	Plasterkit for concrete installation, shadowgap (430x430)
		<u>KR717107</u>	36,00	Plasterkit for concrete installation, shadowgap, small (200x200)
Installation kit		<u>KR717100</u>	31,00	Installation kit, no shadowgap
Removal tool		<u>KR797001</u>	13,00	Removal tool for kreon inti fixed
■ Optional accessories				
Driver		<u>KR747064</u>	42,00	LED driver, 350mA, 19W, ON/OFF
		<u>KR739102</u>	61,00	LED driver, 350mA, 15W, 0/1-10V
		<u>KR747266</u>	76,00	LED driver, 350mA, 15W, DALI
		<u>KR747163</u>	64,00	LED driver, 350mA, 18W, 0-10V/1-10V, dim-to-warm
		<u>KR747267</u>	76,00	LED driver, 350mA, 17W, DALI, dim-to-warm
		<u>KR747966</u>	142,00	LED dual driver, 2x 350mA, 20W, DALI (for inti directional only)
		<u>KR772219</u>	145,00	LED driver, 350mA, Casambi, 18,5W
Distance ring (for plasterkit concrete)		<u>KR717307</u>	28,00	Distance ring 2mm (set of 5pcs.)
		<u>KR717308</u>	33,00	Distance ring 3mm (set of 5pcs.)
		<u>KR717309</u>	43,00	Distance ring 5mm (set of 5pcs.)

kreon kagi profile, lvl. 1

	Colour	KR-code	Light sources	Base price (EUR excl. VAT)	9027 2700K, CRI90+	9030 3000K, CRI90+	DIF diffuser	SBU silver bowl under	XS L = 532mm	S L = 1032mm	M L = 1532mm	L L = 2032mm	XL L = 3032mm	Required accessories	Optional accessories
 kagi blind surface mounted, level 1 Gear: excl. input voltage: 24Vdc	●	<u>KR954902</u>		96,00					-	26,00	51,00	75,00	124,00	■	■
 kagi 16 surface mounted, level 1 Gear: excl. input voltage: 24Vdc	●	<u>KR954502</u>	①	167,00	-	-	-		-	72,00	141,00	216,00	360,00	■	■
 kagi 26 surface mounted, level 1 Gear: excl. input voltage: 24Vdc No additional fixtures or cross connectors possible		<u>KR954602</u>	②	170,00	-	-	-		-	74,00	148,00	221,00	368,00	■	■
			③		-	-	-		-	22,00	119,00	215,00	311,00	503,00	■

	CRI	CCT	Voltage	Wattage	Fixture lumen
① LED	CRI90+	2700K/3000K	24Vdc	12,3W/m	808lm/m
② LED	CRI90+	2700K/3000K	24Vdc	12,3W/m	873lm/m
③ LED	CRI90+	2700K/3000K	24Vdc	12,3W/m	205lm/m

kreon kagi profile, lvl. 1, accessories

	KR-code	Base price (EUR excl. VAT)	
■ Required accessories			
Installation kit	<u>KR754911</u>	26,00	Tooling set for installation (profile + module)
■ Optional accessories			
Power supply hide-away	<u>KR754801</u>	35,00	Plasterkit + blind cover, white
	<u>KR754701</u>	152,00	Suspension kit, recessed mounted (plasterkit included)
	<u>KR754901</u>	212,00	Suspension kit, surface mounted, white
	<u>KR754902</u>	212,00	Suspension kit, surface mounted, black
Surface mounted connection box	<u>KR754821</u>	212,00	Surface mounted connection box, level 1, 24Vdc, white
	<u>KR754822</u>	212,00	Surface mounted connection box, level 1, 24Vdc, black
Power supply	<u>KR772070</u>	95,00	LED power supply, 24Vdc, 60W, ON-OFF
	<u>KR772072</u>	116,00	LED power supply, 24Vdc, 60W, 0-10V
	<u>KR772073</u>	116,00	LED power supply, 24Vdc, 60W, DALI
	<u>KR772074</u>	231,00	LED power supply, 24Vdc, 60W, Casambi
	<u>KR772270</u>	142,00	LED power supply, 24Vdc, 120W, ON-OFF
	<u>KR772272</u>	162,00	LED power supply, 24Vdc, 120W, 0-10V
	<u>KR772273</u>	162,00	LED power supply, 24Vdc, 120W, DALI
	<u>KR772274</u>	278,00	LED power supply, 24Vdc, 120W, Casambi
CV dimmers	<u>KR774106</u>	112,00	1-10V 24Vdc controller for linear light tubes
	<u>KR774006</u>	157,00	DALI/DMX/0-10V controller
Gateway	<u>KR762070</u>	184,00	Casambi DALI gateway
Switches	<u>KR762971</u>	378,00	Casambi Xpress switch, white
	<u>KR762972</u>	378,00	Casambi Xpress switch, black

kreon kagi profile, lvl. 1, gearboxes

	Colour	KR-code	Base price (EUR excl. VAT)	
■ Optional accessories				
1~ phase 20W for linear kagi profiles		<u>KR754024</u>	219,00	kagi gearbox 230V, 20W, ON/OFF, white
		<u>KR754324</u>	219,00	kagi gearbox 230V, 20W, ON/OFF, black
		<u>KR754022</u>	219,00	kagi gearbox 230V, 20W, 1-10V, white
		<u>KR754322</u>	219,00	kagi gearbox 230V, 20W, 1-10V, black
		<u>KR754026</u>	230,00	kagi gearbox, 230V, 20W, DALI, white
		<u>KR754326</u>	230,00	kagi gearbox, 230V, 20W, DALI, black
1~ phase 70W for linear kagi profiles		<u>KR754124</u>	247,00	kagi gearbox 230V, 70W, ON/OFF, white
		<u>KR754424</u>	247,00	kagi gearbox 230V, 70W, ON/OFF, black
		<u>KR754122</u>	247,00	kagi gearbox 230V, 70W, 1-10V, white
		<u>KR754422</u>	247,00	kagi gearbox 230V, 70W, 1-10V, black
		<u>KR754126</u>	258,00	kagi gearbox, 230V, 70W, DALI, white
		<u>KR754426</u>	258,00	kagi gearbox, 230V, 70W, DALI, black
		<u>KR754128</u>	472,00	kagi gearbox, 230V, 70W, Casambi, white
		<u>KR754428</u>	472,00	kagi gearbox, 230V, 70W, Casambi, black
2~ phase 140W for linear kagi profiles and kagi modules		<u>KR754224</u>	421,00	kagi gearbox 230V, 2x70W, ON/OFF, white
		<u>KR754524</u>	421,00	kagi gearbox 230V, 2x70W, ON/OFF, black
		<u>KR754222</u>	421,00	kagi gearbox 230V, 2x70W, 1/10V, white
		<u>KR754522</u>	421,00	kagi gearbox 230V, 2x70W, 1/10V, black
		<u>KR754226</u>	432,00	kagi gearbox, 230V, 2x70W, DALI, white
		<u>KR754526</u>	432,00	kagi gearbox, 230V, 2x70W, DALI, black
		<u>KR754228</u>	635,00	kagi gearbox, 230V, 2x70W, Casambi, white
		<u>KR754528</u>	635,00	kagi gearbox, 230V, 2x70W, Casambi, black

kreon kagi profile, lvl. 1, gearboxes

Base price (EUR excl. VAT)

■ Optional accessories








1~ phase 70W for kagi suspension kit

<u>KR754104</u>	248,00	kagi suspension kit gearbox 230V, 70W, ON/OFF, white
<u>KR754204</u>	248,00	kagi suspension kit gearbox 230V, 70W, ON/OFF, black
<u>KR754102</u>	248,00	kagi suspension kit gearbox 230V, 70W, 1-10V, white
<u>KR754202</u>	248,00	kagi suspension kit gearbox 230V, 70W, 1-10V, black
<u>KR754106</u>	259,00	kagi suspension kit gearbox, 230V, 70W, DALI, white
<u>KR754206</u>	259,00	kagi suspension kit gearbox, 230V, 70W, DALI, black
<u>KR754108</u>	454,00	kagi suspension kit gearbox, 230V, 70W, Casambi, white
<u>KR754208</u>	454,00	kagi suspension kit gearbox, 230V, 70W, Casambi, black

2~ phase 140W for kagi suspension kit




<u>KR754304</u>	421,00	kagi suspension kit gearbox 230V, 2x70W, ON/OFF, white
<u>KR754404</u>	421,00	kagi suspension kit gearbox 230V, 2x70W, ON/OFF, black
<u>KR754302</u>	421,00	kagi suspension kit gearbox 230V, 2x70W, 1/10V, white
<u>KR754402</u>	421,00	kagi suspension kit gearbox 230V, 2x70W, 1/10V, black
<u>KR754306</u>	433,00	kagi suspension kit gearbox, 230V, 2x70W, DALI, white
<u>KR754406</u>	433,00	kagi suspension kit gearbox, 230V, 2x70W, DALI, black
<u>KR754308</u>	610,00	kagi suspension kit gearbox, 230V, 2x70W, Casambi, white
<u>KR754408</u>	610,00	kagi suspension kit gearbox, 230V, 2x70W, Casambi, black

kreon kagi modules, level 1

	Colour	KR-code	Light source	Base price (EUR excl. VAT)	9027 2700K, CRI90+		9030 3000K, CRI90+		SP spot (15°)	FL flood (30°)	WFL Wide flood (40°)	DL Dark light (38°)	WDL Wide dark light (76°)	DIM ON/OFF or PWM dimmable	CD Casambi dimming
 holon 40 on-kagi directional, level 1	○	KR954541	①	416,00	-	-	-	-	-	-	22,00	22,00	-	174,00	
	●	KR954542	①	416,00	-	-	-	-	-	-	22,00	22,00	-	174,00	
 holon 40 on-kagi fixed, level 1	○	KR954521	②	283,00	-	-	-	-	-	-	-	-	-	174,00	
	●	KR954522	②	283,00	-	-	-	-	-	-	-	-	-	174,00	
 holon 40 on-kagi wallwasher, level 1	○	KR954561	③	324,00	-	-	-	-	-	-	-	-	-	174,00	
	●	KR954562	③	324,00	-	-	-	-	-	-	-	-	-	174,00	
 holon 40 stone on-kagi, level 1 alabaster finish	●	KR954582	④	420,00	-	-	-	-	-	-	-	-	-	174,00	
 prologe 40 on-kagi fixed, level 1	○	KR954021	②	283,00	-	-	-	-	-	-	-	-	-	174,00	
	●	KR954022	②	283,00	-	-	-	-	-	-	-	-	-	174,00	
 prologe 40 on-kagi wallwasher, level 1	○	KR954061	③	324,00	-	-	-	-	-	-	-	-	-	174,00	
	●	KR954062	③	324,00	-	-	-	-	-	-	-	-	-	174,00	
 prologe 40 stone on-kagi, level 1 alabaster finish	●	KR954082	④	420,00	-	-	-	-	-	-	-	-	-	174,00	

			CRI	CCT	Voltage	Wattage	Fixture lumen
①	LED	FL	CRI90+	2700K/3000K	24Vdc	9,8W	558lm
		DL	CRI90+	2700K/3000K	24Vdc	9,8W	417lm
②	LED		CRI90+	2700K/3000K	24Vdc	9,8W	465lm
③	LED		CRI90+	2700K/3000K	24Vdc	5,2W	279lm
④	LED		CRI90+	2700K/3000K	24Vdc	9,8W	159lm

kreon kagi profile, lvl. 2








	Colour	KR-code	Light sources	Base price (EUR excl. VAT)	9027 2700K, CRI90+	9030 3000K, CRI90+	DIF diffuser	XS L = 532mm	S L = 1032mm	M L = 1532mm	L L = 2032mm	XL L = 3032mm	Required accessories	Optional accessories
 kagi blind, level 2 Gear: excl. input voltage: 24Vdc	●	<u>KR954412</u>		59,00				—	25,00	50,00	76,00	151,00	■	■
 kagi 16, level 2 Gear: excl. input voltage: 24Vdc	●	<u>KR954012</u>	①	126,00	—	—	—	—	73,00	145,00	218,00	363,00	■	■
 kagi 26, level 2 Gear: excl. input voltage: 24Vdc No additional fixtures possible	●	<u>KR954112</u>	②	129,00	—	—	—	—	77,00	146,00	211,00	372,00	■	■

	CRI	CCT	Voltage	Wattage	Fixture lumen
① LED	CRI90+	2700K/3000K	24Vdc	12,3W/m	808lm/m
② LED	CRI90+	2700K/3000K	24Vdc	12,3W/m	873lm/m

kreon kagi profile, lvl. 2, accessories



	KR-code	Base price (EUR excl. VAT)	
■ Required accessories			
Cross connector	<u>KR754611</u>	177,00	Mechanical cross connector, level 1 to level 2, white
	<u>KR754612</u>	177,00	Mechanical cross connector, level 1 to level 2, black
	<u>KR754711</u>	259,00	Electrical cross connector, level 1 to level 2, white
	<u>KR754712</u>	259,00	Electrical cross connector, level 1 to level 2, black
■ Optional accessories			
Mounting blocks	<u>KR754601</u>	36,00	Mounting block, level 2, white
	<u>KR754602</u>	36,00	Mounting block, level 2, black
Surface mounted feed	<u>KR754811</u>	330,00	Surface mounted feed, level 1+2, 24Vdc, white
	<u>KR754812</u>	330,00	Surface mounted feed, level 1+2, 24Vdc, black

kreon kagi modules, level 2

	Colour	KR-code	Light source	Base price (EUR excl. VAT)	9027 2700K, CRI90+		9030 3000K, CRI90+		SP spot (15°)	FL flood (30°)	WFL Wide flood (40°)	DL Dark light (38°)	WDL Wide dark light (76°)	DIM ON/OFF or PWM dimmable	CD Casambi dimming
 holon 40 on-kagi directional, level 2	○	KR954551	①	416,00	-	-	-	-	-	-	22,00	22,00	-	174,00	
	●	KR954552	①	416,00	-	-	-	-	-	-	22,00	22,00	-	174,00	
 holon 40 on-kagi fixed, level 2	○	KR954531	②	283,00	-	-	-	-	-	-	-	-	-	174,00	
	●	KR954532	②	283,00	-	-	-	-	-	-	-	-	-	174,00	
 holon 40 on-kagi wallwasher, level 2	○	KR954571	③	324,00	-	-	-	-	-	-	-	-	-	174,00	
	●	KR954572	③	324,00	-	-	-	-	-	-	-	-	-	174,00	
 holon 40 stone on-kagi, level 2 alabaster finish	●	KR954592	④	420,00	-	-	-	-	-	-	-	-	-	174,00	
 prologe 40 on-kagi fixed, level 2	○	KR954031	②	283,00	-	-	-	-	-	-	-	-	-	174,00	
	●	KR954032	②	283,00	-	-	-	-	-	-	-	-	-	174,00	
 prologe 40 on-kagi wallwasher, level 2	○	KR954071	③	324,00	-	-	-	-	-	-	-	-	-	174,00	
	●	KR954072	③	324,00	-	-	-	-	-	-	-	-	-	174,00	
 prologe 40 stone on-kagi, level 2 alabaster finish	●	KR954092	④	420,00	-	-	-	-	-	-	-	-	-	174,00	

			CRI	CCT	Voltage	Wattage	Fixture lumen
①	LED	FL	CRI90+	2700K/3000K	24Vdc	9,8W	558lm
		DL	CRI90+	2700K/3000K	24Vdc	9,8W	417lm
②	LED		CRI90+	2700K/3000K	24Vdc	9,8W	465lm
③	LED		CRI90+	2700K/3000K	24Vdc	5,2W	279lm
④	LED		CRI90+	2700K/3000K	24Vdc	9,8W	159lm

kreon kagi recessed profile

	Colour	KR-code	Light sources	Base price (EUR excl. VAT)	9027 2700K, CRI90+	9030 3000K, CRI90+	DIF diffuser	SBU silver bowl under	XS L = 532mm	S L = 1032mm	M L = 1532mm	L L = 2032mm	XL L = 3032mm	Required accessories	Optional accessories
 kagi 16 recessed mounted No additional fixtures or cross connectors possible	●	<u>KR954002</u>	①	148,00	-	-	-	-	79,00	132,00	200,00	335,00	■	■	
 kagi 26 recessed mounted No additional fixtures or cross connectors possible	●	<u>KR954102</u>	②	151,00	-	-	-	-	66,00	136,00	205,00	344,00	■	■	
			③	-	-	-	33,00	130,00	226,00	322,00	514,00	■	■		

	CRI	CCT	Voltage	Wattage	Fixture lumen
① LED	CRI90+	2700K/3000K	24Vdc	12,3W/m	808lm/m
② LED	CRI90+	2700K/3000K	24Vdc	12,3W/m	873lm/m
③ LED	CRI90+	2700K/3000K	24Vdc	12,3W/m	205lm/m

kreon kagi recessed profile acc.

KR-code

Base price (EUR excl. VAT)




■ Required accessories

Plasterkit for recessed mounting	<u>KR754001-XS</u>	83,00	Plasterkit, XS
	<u>KR754001-S</u>	96,00	Plasterkit, S
	<u>KR754001-M</u>	134,00	Plasterkit, M
	<u>KR754001-L</u>	171,00	Plasterkit, L
	<u>KR754001-XL</u>	234,00	Plasterkit, XL

■ Optional accessories

Connector	<u>KR754002</u>	34,00	Plasterkit connector
Power supply	<u>KR772070</u>	95,00	LED power supply, 24Vdc, 60W, ON-OFF
	<u>KR772072</u>	116,00	LED power supply, 24Vdc, 60W, 0-10V
	<u>KR772073</u>	116,00	LED power supply, 24Vdc, 60W, DALI
	<u>KR772074</u>	231,00	LED power supply, 24Vdc, 60W, Casambi
	<u>KR772270</u>	142,00	LED power supply, 24Vdc, 120W, ON-OFF
	<u>KR772272</u>	162,00	LED power supply, 24Vdc, 120W, 0-10V
	<u>KR772273</u>	162,00	LED power supply, 24Vdc, 120W, DALI
CV dimmers	<u>KR774106</u>	112,00	1-10V 24Vdc controller for linear light tubes
	<u>KR774006</u>	157,00	DALI/DMX/0-10V controller
Switches	<u>KR762971</u>	378,00	Casambi Xpress switch, white
	<u>KR762972</u>	378,00	Casambi Xpress switch, black

kreon lini 10

	Colour	KR-code	Light sources	Base price (EUR excl. VAT)	9027 2700K, CRI90+	9030 3000K, CRI90+	SW Switchable ON/OFF	VD 1-10V dimming	DD DALI dimming	09 Length 911 mm	12 Length 1211 mm	15 Length 1511 mm	Required accessories	Optional accessories	
 lini 10 profile Gear: excl. length: Nx50+5+(2x3) IP44	○	<u>KR974111</u>	①	206,00	–	–							■	■	price/m
	●	<u>KR974112</u>	①	206,00	–	–							■	■	price/m
	Ⓟ	<u>KR974114</u>	①	237,00	–	–							■	■	price/m
 lini 10 cove Gear: excl. length: Nx50+5 IP44		<u>KR774111</u>	②	122,00	–	–								■	price/m
 lini 10 on-track for 48V low voltage track system Gear: incl.	○	<u>KR974811</u>	③	273,00	–	–	–	42,00 42,00	–	34,00 68,00				■	
	●	<u>KR974812</u>	③	273,00	–	–	–	42,00 42,00	–	34,00 68,00				■	
	Ⓟ	<u>KR974814</u>	③	301,00	–	–	–	42,00 42,00	–	42,00 84,00				■	

	CRI	CCT	Voltage	Wattage	Fixture lumen
① LED	CRI90+	2700K/3000K	24V	14,4W/m	512lm/m
② LED	CRI90+	2700K/3000K	24V	14,4W/m	954lm/m
③ LED	09 CRI90+	2700K/3000K	48V	15,5W	466lm
	12 CRI90+	2700K/3000K	48V	17,3W	620lm
	15 CRI90+	2700K/3000K	48V	21,6W	774lm

kreon lini 10 accessories

	KR-code	Base price (EUR excl. VAT)		
■ Required accessories				
Surface mounted installation	<u>KR774010</u>	34,00	Mounting clip	
Recessed mounted installation	<u>KR774210</u>	88,00	Recessed trimless plasterkit	price/m
■ Optional accessories				
Power supply	<u>KR490373</u>	69,00	LED power supply 24VdC/30W	
	<u>KR772070</u>	95,00	LED power supply 24VdC/60W	
	<u>KR490375</u>	142,00	LED power supply 24VdC/100W	
	<u>KR490376</u>	208,00	LED power supply 24VdC/150W	
Controller	<u>KR774006</u>	157,00	DALI 24V controller	
	<u>KR774106</u>	112,00	1-10V 24V controller	
L-corner	<u>KR774611</u>	98,00	lini 10 profile L-corner, white	
	<u>KR774612</u>	98,00	lini 10 profile L-corner, black	
	<u>KR774212</u>	172,00	plasterkit lini 10 L-corner (for recessed installation)	
wall-to-ceiling - corner	<u>KR774911</u>	98,00	lini 10 profile wall-to-ceiling corner, 90°, white	
	<u>KR774912</u>	98,00	lini 10 profile wall-to-ceiling corner, 90°, black	
	<u>KR774215</u>	172,00	plasterkit lini 10 wall-to-ceiling (for recessed installation)	
Low voltage track			See page 322	

kreon nait profile



nait profile

Gear: incl. or excl.

dim options: phase, 1-10V, DALI

Min. length: 500mm, max length: 6000mm

Colour

KR-code

Base price (EUR excl. VAT)

Required accessories

Optional accessories



KR703211

150,00



price/m



KR703212

150,00



price/m



KR703215

150,00



price/m



KR703210

158,00



price/m




KR703213

158,00



price/m



kreon nuit profile

		KR-code	Light sources	Base price (EUR excl. VAT)		9027 2700K, CRI90+	9030 3000K, CRI90+	9040 4000K, CRI90+	SP Spot (12°)	FL Flood (29°)	WFL Wide flood (40°)	OV Oval (13°+ 36°)	Optional accessories
	nuit profile 1x5 LED module	<u>KR974190</u>	①	244,00	-	-	-	-	-	-	-	-	■

	CRI	CCT	Voltage	Wattage	Drive current	Fixture lumen
① LED	CRI90+	2700K/3000K/4000K		7W	500mA	585lm
			230V	7W		585lm

kreon nuit accessories

	KR-code	Base price (EUR excl. VAT)	
■ Optional accessories			
Driver for nuit 1x5 LED module	<u>KR703020</u>	119,00	LED driver, switchable ON/OFF (1 driver = max. 3 modules)
	<u>KR703021</u>	131,00	LED driver, phase dimmable (1 driver = max. 2 modules)
	<u>KR703022</u>	179,00	LED driver, 1-10V dimmable (1 driver = max. 3 modules)
	<u>KR703023</u>	203,00	LED driver, DALI dimmable (1 driver = max. 3 modules)
Driver for nuit profile gear excl.	<u>KR772024</u>	42,00	LED driver, 500mA, ON/OFF, 20W
	<u>KR772220</u>	64,00	LED driver, 500mA, 1-10V, 20W
	<u>KR772126</u>	76,00	LED driver, 500mA, DALI, 18W
Emergency kit	<u>KR703120</u>	283,00	Emergency kit, battery pack and indicator LED





			Colour	KR-code	Light sources	Base price (EUR excl. VAT)	9027 2700K, CRI90+	9030 3000K, CRI90+	SP Spot (20°)	FL Flood (30°)	WFL Wide flood (40°)	DL Darklight (40°)	WDL Wide darklight (76°)	P1 Louvre painted white	P2 Louvre painted black	A5 Louvre red copper	Required accessories
	holon 40 directional in-nuit		○	<u>KR962711</u>	①	401,00	-	-	-	-	-	23,00	23,00				■
			●	<u>KR962712</u>	①	401,00	-	-	-	-	-	23,00	23,00				■
	holon 40 pendant in-nuit		○	<u>KR962811</u>	①	344,00	-	-	-	-	-	23,00	23,00	-	-	32,00	■
			●	<u>KR962812</u>	①	344,00	-	-	-	-	-	23,00	23,00	-	-	32,00	■

		CRI	CCT	Wattage	Drive current	Fixture lumen
①	LED	CRI90+	2700K/3000K	8,4W	700mA	558lm
	darklight	CRI90+	2700K/3000K	8,4W	700mA	420lm

kreon nuit accessories

	KR-code	Base price (EUR excl. VAT)	
■ Required accessories			
Driver for holon	<u>KR703030</u>	119,00	LED driver, switchable ON/OFF (1 driver = max. 3 luminaires)
	<u>KR703031</u>	131,00	LED driver, phase dimmable (1 driver = max. 1 luminaire)
	<u>KR703032</u>	179,00	LED driver, 1-10V dimmable (1 driver = max. 3 luminaires)
	<u>KR703033</u>	203,00	LED driver, DALI dimmable (1 driver = max. 3 luminaires)









kreon nuit

		Colour	KR-code	Light sources	Base price (EUR excl. VAT)	9027 2700K, CRI90+	9030 3000K, CRI90+	P1 White shade bottom	P2 Black shade bottom	A3 Grey shade bottom	A4 Bronze shade bottom	Required accessories
	oran pendant craft sphere bulb in-nuit	○	KR991421	①	444,00	-	-					■
		●	KR991422	①	444,00	-	-					■
	oran pendant craft long ampoule in-nuit	○	KR991821	①	472,00	-	-					■
		●	KR991822	①	472,00	-	-					■
	oran pendant kap craft sphere bulb in-nuit	○	KR991441	①	548,00	-	-	-				■
		●	KR991442	①	548,00	-	-		-	29,00	204,00	■
	oran pendant kap craft long ampoule in-nuit	○	KR991841	①	576,00	-	-	-				■
		●	KR991842	①	576,00	-	-		-	29,00	204,00	■

			CRI	CCT	Wattage	Drive current	Fixture lumen
①	LED	glass	CRI90+	2700K/3000K	6,7W	700mA	290lm

	KR-code	Base price (EUR excl. VAT)	
■ Required accessories			
Driver for oran	<u>KR703030</u>	119,00	LED driver, switchable ON/OFF (1 driver = max. 3 luminaires)
	<u>KR703031</u>	131,00	LED driver, phase dimmable (1 driver = max. 1 luminaire)
	<u>KR703032</u>	179,00	LED driver, 1-10V dimmable (1 driver = max. 3 luminaires)
	<u>KR703033</u>	203,00	LED driver, DALI dimmable (1 driver = max. 3 luminaires)
Driver for oran gear excl.	<u>KR772034</u>	42,00	LED driver, 700mA, ON/OFF, 20W
	<u>KR772232</u>	64,00	LED driver, 700mA, 1-10V dimmable, 20W
	<u>KR772236</u>	76,00	LED driver, 700mA, DALI dimmable, 18W





kreon nuit

		Colour	KR-code	Light sources	Base price (EUR excl. VAT)	9027 2700K, CRI90+	9030 3000K, CRI90+	P1 White shade bottom	P2 Black shade bottom	A3 Grey shade bottom	A4 Bronze shade bottom	Required accessories
	oran pendant stone in-nuit, large cube	○	KR991711	①	444,00	-	-					■
		●	KR991712	①	444,00	-	-					■
	oran pendant stone in-nuit, large cylinder	○	KR991611	①	444,00	-	-					■
		●	KR991612	①	444,00	-	-					■
	oran pendant stone in-nuit, small cylinder	○	KR991811	①	427,00	-	-					■
		●	KR991812	①	427,00	-	-					■
	oran pendant stone in-nuit, long cylinder	○	KR991911	①	444,00	-	-					■
		●	KR991912	①	444,00	-	-					■
	oran pendant kap stone in-nuit, large cube	○	KR991731	①	548,00	-	-	-				■
		●	KR991732	①	548,00	-	-		-	29,00	204,00	■
	oran pendant kap stone in-nuit, large cylinder	○	KR991631	①	531,00	-	-	-				■
		●	KR991632	①	531,00	-	-		-	29,00	204,00	■
	oran pendant kap stone in-nuit, small cylinder	○	KR991831	①	548,00	-	-	-				■
		●	KR991832	①	548,00	-	-		-	29,00	204,00	■
	oran pendant kap stone in-nuit, long cylinder	○	KR991931	①	548,00	-	-	-				■
		●	KR991932	①	548,00	-	-		-	29,00	204,00	■



	CRI	CCT	Wattage	Drive current	Fixture lumen
① LED	CRI90+	2700K/3000K	6,7W	700mA	315lm

kreon nuit accessories

	KR-code	Base price (EUR excl. VAT)	
■ Required accessories			
Driver for oran	<u>KR703030</u>	119,00	LED driver, switchable ON/OFF (1 driver = max. 3 luminaires)
	<u>KR703031</u>	131,00	LED driver, phase dimmable (1 driver = max. 1 luminaire)
	<u>KR703032</u>	179,00	LED driver, 1-10V dimmable (1 driver = max. 3 luminaires)
	<u>KR703033</u>	203,00	LED driver, DALI dimmable (1 driver = max. 3 luminaires)

		Colour	KR-code	Light sources	Base price (EUR excl. VAT)	9027 2700K, CRI90+	9030 3000K, CRI90+	Required accessories
	oran pendant glass in-nuit, cylinder, E1	○	KR971611	①	411,00	–	–	■
		●	KR971612	①	411,00	–	–	■
	oran pendant glass in-nuit, double cylinder, F1	○	KR971811	②	444,00	–	–	■
		●	KR971812	②	444,00	–	–	■
	oran pendant glass in-nuit, cone, H1	○	KR971711	③	444,00	–	–	■
		●	KR971712	③	444,00	–	–	■
	oran pendant glass in-nuit, cone, H2	○	KR971911	④	444,00	–	–	■
		●	KR971912	④	444,00	–	–	■




	CRI	CCT	Wattage	Drive current	Fixture lumen
①	LED CRI90+	2700K/3000K	8,4W	700mA	450lm
②	LED CRI90+	2700K/3000K	8,4W	700mA	444lm
③	LED CRI90+	2700K/3000K	8,4W	700mA	438lm
④	LED CRI90+	2700K/3000K	8,4W	700mA	TBD

		Colour	KR-code	Light sources	Base price (EUR excl. VAT)	9027 2700K, CRI90+	9030 3000K, CRI90+	P1 White shade bottom	P2 Black shade bottom	A3 Grey shade bottom	A4 Bronze shade bottom	Required accessories
	oran pendant kap glass in-nuit, cylinder, E1	○	KR971631	①	515,00	-	-	-				■
		●	KR971632	①	515,00	-	-		-	29,00	204,00	■
	oran pendant kap glass in-nuit, double cylinder, F1	○	KR971831	②	548,00	-	-	-				■
		●	KR971832	②	548,00	-	-		-	29,00	204,00	■
	oran pendant kap glass in-nuit, cone, H1	○	KR971731	③	548,00	-	-	-				■
		●	KR971732	③	548,00	-	-		-	29,00	204,00	■
	oran pendant kap glass in-nuit, cone, H2	○	KR971931	④	548,00	-	-	-				■
		●	KR971932	④	548,00	-	-		-	29,00	204,00	■

	CRI	CCT	Wattage	Drive current	Fixture lumen
①	LED CRI90+	2700K/3000K	8,4W	700mA	328lm
②	LED CRI90+	2700K/3000K	8,4W	700mA	420lm
③	LED CRI90+	2700K/3000K	8,4W	700mA	458lm
④	LED CRI90+	2700K/3000K	8,4W	700mA	TBD

kreon nuit accessories

	KR-code	Base price (EUR excl. VAT)	
■ Required accessories			
Driver for oran	<u>KR703030</u>	119,00	LED driver, switchable ON/OFF (1 driver = max. 3 luminaires)
	<u>KR703031</u>	131,00	LED driver, phase dimmable (1 driver = max. 1 luminaire)
	<u>KR703032</u>	179,00	LED driver, 1-10V dimmable (1 driver = max. 3 luminaires)
	<u>KR703033</u>	203,00	LED driver, DALI dimmable (1 driver = max. 3 luminaires)







	Colour	KR-code	Light sources	Base price (EUR excl. VAT)	9027 2700K, CRI90+	9030 3000K, CRI90+	9040 4000K, CRI90+	SP Spot (12°)	FL Flood (29°)	WFL Wide flood (40°)	OV Oval (13°+ 36°)	PD Phase dimming/ ON-OFF	VD 1-10V dimming	DD DALI/touch dimming	Optional accessories
	○	KR953501	①	344,00	-	-	-	-	-	-	-	-	-	-	■
	●	KR953502	①	344,00	-	-	-	-	-	-	-	-	-	-	■
	◐	KR953505	①	344,00	-	-	-	-	-	-	-	-	-	-	■
	○	KR953511	②	379,00	-	-	-	-	-	-	-	-	15,00 33,00	-	■
	●	KR953512	②	379,00	-	-	-	-	-	-	-	-	15,00 33,00	-	■
	◐	KR953515	②	379,00	-	-	-	-	-	-	-	-	15,00 33,00	-	■
	○	KR953521	③	536,00	-	-	-	-	-	-	-	-	15,00 33,00	-	■
	●	KR953522	③	536,00	-	-	-	-	-	-	-	-	15,00 33,00	-	■
	◐	KR953525	③	536,00	-	-	-	-	-	-	-	-	15,00 33,00	-	■

	CRI	CCT	Voltage	Wattage	Drive current	Fixture lumen
①	LED	CRI90+	2700K/3000K/4000K	7W	500mA	585lm
②	LED	CRI90+	2700K/3000K/4000K	230V 7W		585lm
③	LED	CRI90+	2700K/3000K/4000K	230V 2x7W		2x585lm

kreon nait accessories







	KR-code	Base price (EUR excl. VAT)	
■ Optional accessories			
Recessed mounting for nait gear excl.	<u>KR753301</u>	76,00	Trim, white
	<u>KR753302</u>	76,00	Trim, black
	<u>KR753300</u>	24,00	Trimless
Recessed mounting for nait gear incl.	<u>KR753311</u>	99,00	Trim, white
	<u>KR753312</u>	99,00	Trim, black
	<u>KR753310</u>	52,00	Trimless
Driver	<u>KR772024</u>	42,00	LED driver, 500mA, ON/OFF, 20W
	<u>KR772220</u>	64,00	LED driver, 500mA, 1-10V, 20W
	<u>KR772126</u>	76,00	LED driver, 500mA, DALI, 18W

kreon onn-wall

	Colour	KR-code	Light sources	Base price (EUR excl. VAT)	9027 2700K, CRI90+	9090 3000K, CRI90+	VD 1-10V dimming	DD DALI dimming
 onn-wall 165 narrow beam 1-10V gear: incl.	○	<u>KR983511</u>	①	579,00				
	●	<u>KR983512</u>	①	579,00				
 onn-wall 165 narrow beam DALI gear: incl.	○	<u>KR983311</u>	①	579,00				
	●	<u>KR983312</u>	①	579,00				
 onn-wall 165 wide beam	○	<u>KR983411</u>	②	457,00	-	-	-	-
	●	<u>KR983412</u>	②	457,00	-	-	-	-
 onn-wall 300 narrow beam 1-10V gear: incl.	○	<u>KR983521</u>	③	816,00				
	●	<u>KR983522</u>	③	816,00				
 onn-wall 300 narrow beam DALI gear: incl.	○	<u>KR983321</u>	③	816,00				
	●	<u>KR983322</u>	③	816,00				
 onn-wall 300 wide beam	○	<u>KR983421</u>	④	630,00	-	-	-	-
	●	<u>KR983422</u>	④	630,00	-	-	-	-









	CRI	CCT	Voltage	Wattage	Fixture lumen	
①	LED	CRI80+	2700K/3000K	230V	8,6W	664lm
②	LED	CRI90+	2700K/3000K	230V	25W	1590lm
③	LED	CRI80+	2700K/3000K	230V	17,2W	1328lm
④	LED	CRI90+	2700K/3000K	230V	50W	3180lm

kreon oran pendant craft

	Colour	KR-code	Light sources	Base price (EUR excl. VAT)	9027 2700K, CRI90+	9030 3000K, CRI90+	SM Switchable ON/OFF	VD 1-10V dimming	DD DALI dimming	P1 White shade bottom	P2 Black shade bottom	A3 Grey shade bottom	A4 Bronze shade bottom	Required accessories	Optional accessories
	oran pendant craft sphere bulb	○	KR991121	①	426,00	-	-	-	-	-	-	-	-	■	■
		●	KR991122	①	426,00	-	-	-	-	-	-	-	-	■	■
	oran pendant craft long ampoule	○	KR991521	①	454,00	-	-	-	-	-	-	-	-	■	■
		●	KR991522	①	454,00	-	-	-	-	-	-	-	-	■	■
	oran pendant kap craft sphere bulb	○	KR991141	①	525,00	-	-	-	-	-	-	-	-	■	■
		●	KR991142	①	525,00	-	-	-	-	-	-	30,00	205,00	■	■
	oran pendant kap craft long ampoule	○	KR991541	①	554,00	-	-	-	-	-	-	-	-	■	■
		●	KR991542	①	554,00	-	-	-	-	-	-	30,00	205,00	■	■
	oran pendant craft sphere bulb on-track	○	KR991721	②	444,00	-	-	-	29,00	29,00	-	-	-	-	-
		●	KR991722	②	444,00	-	-	-	29,00	29,00	-	-	-	-	-
	oran pendant craft long ampoule on-track	○	KR991921	②	472,00	-	-	-	29,00	29,00	-	-	-	-	-
		●	KR991921	②	472,00	-	-	-	29,00	29,00	-	-	-	-	-





	CRI	CCT	Voltage	Wattage	Drive current	Fixture lumen
①	LED	CRI90+	2700K/3000K	6,7W	700mA	307lm
②	LED	CRI90+	2700K/3000K	48Vdc	9,5W	307lm

kreon oran pendant stone

		Colour	KR-code	Light sources	Base price (EUR excl. VAT)	9027 2700K, CRI90+	9030 3000K, CRI90+	P1 White shade bottom	P2 Black shade bottom	A3 Grey shade bottom	A4 Bronze shade bottom	Required accessories
	oran pendant stone, large cube	○	KR991211	①	426,00	-	-					■
		●	KR991212	①	426,00	-	-					■
	oran pendant stone, large cylinder	○	KR991111	①	426,00	-	-					■
		●	KR991112	①	426,00	-	-					■
	oran pendant stone, small cylinder	○	KR991311	①	410,00	-	-					■
		●	KR991312	①	410,00	-	-					■
	oran pendant stone, long cylinder	○	KR991411	①	426,00	-	-					■
		●	KR991412	①	426,00	-	-					■
	oran pendant kap stone, large cube	○	KR991231	①	525,00	-	-	-				■
		●	KR991232	①	525,00	-	-		-	30,00	205,00	■
	oran pendant kap stone, large cylinder	○	KR991131	①	525,00	-	-	-				■
		●	KR991132	①	525,00	-	-		-	30,00	205,00	■
	oran pendant kap stone, small cylinder	○	KR991331	①	509,00	-	-	-				■
		●	KR991332	①	509,00	-	-		-	30,00	205,00	■
	oran pendant kap stone, long cylinder	○	KR991431	①	525,00	-	-	-				■
		●	KR991432	①	525,00	-	-		-	30,00	205,00	■



	CRI	CCT	Wattage	Drive current	Fixture lumen
① LED	CRI90+	2700K/3000K	6,7W	700mA	315lm

kreon oran pendant glass

		Colour	KR-code	Light sources	Base price (EUR excl. VAT)	9027 2700K, CRI90+	9030 3000K, CRI90+	Required accessories
	oran pendant glass, cylinder, type E1	○	KR971111	①	393,00	–	–	■
		●	KR971112	①	393,00	–	–	■
	oran pendant glass, double cylinder, type F1	○	KR971311	②	426,00	–	–	■
		●	KR971312	②	426,00	–	–	■
	oran pendant glass, cone, type H1	○	KR971211	③	426,00	–	–	■
		●	KR971212	③	426,00	–	–	■
	oran pendant glass, cone, type H2	○	KR971411	④	426,00	–	–	■
		●	KR971412	④	426,00	–	–	■





	CRI	CCT	Wattage	Drive current	Fixture lumen
① LED	CRI90+	2700K/3000K	8,4W	700mA	450lm
② LED	CRI90+	2700K/3000K	8,4W	700mA	444lm
③ LED	CRI90+	2700K/3000K	8,4W	700mA	438lm
④ LED	CRI90+	2700K/3000K	8,4W	700mA	TBD

kreon oran pendant glass

		Colour	KR-code	Light sources	Base price (EUR excl. VAT)	9027 2700K, CRI90+	9030 3000K, CRI90+	P1 White shade bottom	P2 Black shade bottom	A3 Grey shade bottom	A4 Bronze shade bottom	Required accessories
	oran pendant kap glass, cylinder, type E1	○	KR971131	①	492,00	-	-	-				■
		●	KR971132	①	492,00	-	-		-	30,00	205,00	■
	oran pendant kap glass, double cylinder, type F1	○	KR971331	②	525,00	-	-	-				■
		●	KR971332	②	525,00	-	-		-	30,00	205,00	■
	oran pendant kap glass, cone, type H1	○	KR971231	③	525,00	-	-	-				■
		●	KR971232	③	525,00	-	-		-	30,00	205,00	■
	oran pendant kap glass, cone, type H2	○	KR971431	④	525,00	-	-	-				■
		●	KR971432	④	525,00	-	-		-	30,00	205,00	■





	CRI	CCT	Wattage	Drive current	Fixture lumen
①	LED CRI90+	2700K/3000K	8,4W	700mA	328lm
②	LED CRI90+	2700K/3000K	8,4W	700mA	420lm
③	LED CRI90+	2700K/3000K	8,4W	700mA	TBD
④	LED CRI90+	2700K/3000K	8,4W	700mA	TBD

kreon oran pendant stone on-track

		Colour	KR-code	Light sources	Base price (EUR excl. VAT)	9027 2700K, CRI90+	9030 3000K, CRI90+	SM Switchable ON/OFF	VD 1-10V dimming	DD DALI dimming	Required accessories
	oran pendant stone on-track, large cube	○	KR991261	①	444,00	–	–	–	29,00	29,00	■
		●	KR991262	①	444,00	–	–	–	29,00	29,00	■
	oran pendant stone on-track, large cylinder	○	KR991161	①	444,00	–	–	–	29,00	29,00	■
		●	KR991162	①	444,00	–	–	–	29,00	29,00	■
	oran pendant stone on-track, small cylinder	○	KR991361	①	444,00	–	–	–	29,00	29,00	■
		●	KR991362	①	444,00	–	–	–	29,00	29,00	■
	oran pendant stone on-track, long cylinder	○	KR991461	①	444,00	–	–	–	29,00	29,00	■
		●	KR991462	①	444,00	–	–	–	29,00	29,00	■









		CRI	CCT	Voltage	Wattage	Drive current	Fixture lumen
①	LED	CRI90+	2700K/3000K	48Vdc	6,7W	700mA	315lm

kreon oran pendant glass on-track

		Colour	KR-code	Light sources	Base price (EUR excl. VAT)	9027 2700K, CRI90+	9030 3000K, CRI90+	SM Switchable ON/OFF	VD 1-10V dimming	DD DALI dimming	Required accessories
	oran pendant glass on-track, cylinder, E1	○	KR971161	①	411,00	–	–	–	26,00	26,00	■
		●	KR991162	①	411,00	–	–	–	26,00	26,00	■
	oran pendant glass on-track, double cylinder, F1	○	KR971361	②	445,00	–	–	–	29,00	29,00	■
		●	KR991362	②	445,00	–	–	–	29,00	29,00	■
	oran pendant glass on-track, cone, H1	○	KR971261	③	445,00	–	–	–	29,00	29,00	■
		●	KR991262	③	445,00	–	–	–	29,00	29,00	■
	oran pendant glass on-track, cone, H2	○	KR971461	④	445,00	–	–	–	29,00	29,00	■
		●	KR971462	④	445,00	–	–	–	29,00	29,00	■

	CRI	CCT	Wattage	Drive current	Fixture lumen
①	LED CRI90+	2700K/3000K	8,4W	700mA	450lm
②	LED CRI90+	2700K/3000K	8,4W	700mA	444lm
③	LED CRI90+	2700K/3000K	8,4W	700mA	438lm
④	LED CRI90+	2700K/3000K	8,4W	700mA	TBD




kreon oran pendant

	Colour	KR-code	Base price (EUR excl. VAT)	PD Phase dimming	DD DALI dimming	CD Casambi dimming	LV low voltage connection	HV high voltage connection	Optional accessories
 surface mounted gearbox, 220-240Vdc, 50/60Hz for 1 module, 1 circuit Gear: incl., Ø65 H155	○	KR791231	156,00	–	63,00				
	●	KR791232	156,00	–	63,00				
 surface mounted gearbox, 220-240Vdc, 50/60Hz for 1 module, 1 circuit Gear: incl., Ø120 H30	○	KR791431	172,00	–					
	●	KR791432	172,00	–					
 surface mounted gearbox, 220-240Vdc, 50/60Hz for 2 modules, 1 circuit Gear: incl., L500 W50 H30	○	KR791201	208,00	–	63,00	94,00			
	●	KR791202	208,00	–	63,00	94,00			
 surface mounted gearbox, 220-240Vdc, 50/60Hz for 1 module, 1 circuit Gear: switchable ON/OFF incl., Ø160 H30	○	KR791004	313,00						
	●	KR791005	313,00						
 surface mounted gearbox, 220-240Vdc, 50/60Hz for 2 or 3 modules, 1 circuit Gear: switchable ON/OFF incl., Ø225 H30	○	KR791006	400,00						
	●	KR791007	400,00						
 surface mounted connection box Gear: excl., Ø45 H52	○	KR791111	52,00				–		■
	●	KR791112	52,00				–		■
 surface mounted connection box Gear: excl., Ø65 H52	○	KR791211	68,00				–	–	■
	●	KR791212	68,00				–	–	■
 surface mounted connection box Gear: excl., Ø120 H30	○	KR791411	83,00				–	–	■
	●	KR791412	83,00				–	–	■

kreon oran pendant accessories

	KR-code	Base price (EUR excl. VAT)	
■ Optional accessories			
Driver	<u>KR762700</u>	41,00	LED driver, 700mA, ON/OFF, 1,4-11W
	<u>KR772631</u>	57,00	LED driver, 700mA, phase dim, 2,1-9,8W
	<u>KR772632</u>	60,00	LED driver, 700mA, 0/1-10V, 7-21W
	<u>KR772633</u>	66,00	LED driver, 700mA, DALI, 1,4-8,4W
	<u>KR752633</u>	66,00	LED driver, 700mA, DALI, 1,75-10W
Distance ring (for plasterkit concrete)	<u>KR707307</u>	23,00	Distance ring 2mm (set of 5 pcs.)
	<u>KR707308</u>	28,00	Distance ring 3mm (set of 5 pcs.)
	<u>KR707309</u>	33,00	Distance ring 5mm (set of 5 pcs.)
Low voltage track			See page 322

kreon oran in-line



	KR-code	Light sources	Base price (EUR excl. VAT)	9027 2700K, CRI90+	9030 3000K, CRI90+	Required accessories	Optional accessories
 oran in-line stone Ⓞ Ø 102 H 100	<u>KR991101</u>	①	270,00	—	—	■	■
 oran in-line craft sphere bulb Ⓞ Ø 102 H 100	<u>KR991102</u>	②	270,00	—	—	■	■
 oran in-line craft long ampoule Ⓞ Ø 102 H 100	<u>KR991105</u>	②	298,00	—	—	■	■

	CRI	CCT	Wattage	Drive current	Fixture lumen
① LED	CRI90+	2700K/3000K	6,7W	700mA	68lm
② LED	CRI90+	2700K/3000K	6,7W	700mA	282lm

kreon oran in-line accessories



	KR-code	Base price (EUR excl. VAT)	
■ Required accessories			
Plasterkit	<u>KR717104</u>	25,00	Plasterkit, front mounting, no shadowgap
	<u>KR717108</u>	25,00	Plasterkit, front mounting, shadowgap
	<u>KR717000</u>	36,00	Plasterkit, back mounting, no shadowgap
	<u>KR717102</u>	36,00	Plasterkit for concrete installation, no shadowgap, small (200x200)
	<u>KR717107</u>	36,00	Plasterkit for concrete installation, shadowgap, small (200x200)
	Installation kit	<u>KR717100</u>	31,00
Louvre (only for KR991102/KR991105)	<u>KR717106</u>	21,00	Louvre, white
	<u>KR717122</u>	21,00	Louvre, black
	<u>KR717105</u>	74,00	Louvre, gun black
	<u>KR717103</u>	74,00	Louvre, red satin copper
■ Optional accessories			
Driver	<u>KR772024</u>	42,00	LED driver, 500mA/700mA, ON/OFF, 20W
	<u>KR772232</u>	64,00	LED driver, 700mA, 1-10V, 20W
	<u>KR772236</u>	76,00	LED driver, 700mA, DALI, 18W
	<u>KR772433</u>	31,00	LED driver, 700mA, phase dim, 10W
Distance ring	<u>KR717307</u>	28,00	Distance ring 2mm (set of 5 pcs.)
	<u>KR717308</u>	33,00	Distance ring 3mm (set of 5 pcs.)
	<u>KR717309</u>	43,00	Distance ring 5mm (set of 5 pcs.)

kreon oran wall

		Colour	KR-code	Light sources	Base price (EUR excl. VAT)	
 oran wall stone gear: incl. 	○		<u>KR991251</u>	①	331,00	9027 2700K, CRI90+
						9030 3000K, CRI90+

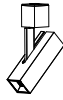

	CRI	CCT	Voltage	Wattage	Fixture lumen
① LED	CRI90+	2700K/3000K	230V	6,7W	68lm

kreon oran object

	Colour	KR-code	Light sources	Base price (EUR excl. VAT)	9027 2700K, CRI90+	9030 3000K, CRI90+	S Sphere bulb	L Long ampoule	P1 White shade bottom	P2 Black shade bottom	A3 Grey shade bottom	A4 Bronze shade bottom
 oran object craft	○	<u>KR991341</u>	①	636,00	-	-	-	28,00	-			
	●	<u>KR991342</u>	①	636,00	-	-	-	28,00		-	29,00	205,00
 oran object stone	○	<u>KR991031</u>	②	636,00	-	-			-			
	●	<u>KR991032</u>	②	636,00	-	-				-	29,00	205,00




	CRI	CCT	Voltage	Wattage	Fixture lumen
①	LED CRI90+	2700K/3000K	230V	6,7W	290lm
②	LED CRI90+	2700K/3000K	230V	6,7W	43lm

kreon prologe 40


		Colour	KR-code	Light sources	Base price (EUR excl. VAT)	9027 2700K, CRI90+	9030 3000K, CRI90+	SP Spot (20°)	FL Flood (30°)	WFL Wide flood (38°)	DL Dark light (40°)	WDL Wide dark light (76°)	Required accessories	Optional accessories
	prologe 40 directional, surface mounted	○	<u>KR967251</u>	①	361,00	-	-	-	-	-	22,00	22,00	■	■
		●	<u>KR967252</u>	①	361,00	-	-	-	-	-	22,00	22,00	■	■
	prologe 40 directional, recessed mounted	○	<u>KR967151</u>	①	361,00	-	-	-	-	-	22,00	22,00	■	■
		●	<u>KR967152</u>	①	361,00	-	-	-	-	-	22,00	22,00	■	■

	CRI	CCT	Wattage	Drive current	Fixture lumen
① LED	FL CRI90+	2700K/3000K	8,4W	700mA	547lm
	DL CRI90+	2700K/3000K	8,4W	700mA	380lm

kreon prologe 40 accessories

	Colour	KR-code	Base price (EUR excl. VAT)	
■ Required accessories				
Plasterkit		<u>KR707104</u>	18,00	Plasterkit, trimless finish, for prologe 40 directional recessed mounted  Ø63
■ Optional accessories				
Louvre for SP, FL, WFL		<u>KR762010</u>	30,00	Anti-glare louvre
Driver		<u>KR762700</u>	41,00	LED driver, 700mA, ON/OFF, 1,4-11W
		<u>KR772631</u>	57,00	LED driver, 700mA, phase dim, 2,1-9,8W
		<u>KR772632</u>	60,00	LED driver, 700mA, 0/1-10V, 7-12W
		<u>KR772633</u>	66,00	LED driver, 700mA, DALI, 1,5-8,4W
		<u>KR752733</u>	66,00	LED driver, 700mA, DALI, 2,2-20W
Installation cover		<u>KR766101</u>	37,00	Installation cover, prologe 40, white
		<u>KR766102</u>	37,00	Installation cover, prologe 40, black

kreon prologe 40

	Colour	KR-code	Light sources	Base price (EUR excl. VAT)	9027 2700K, CRI90+	9030 3000K, CRI90+	SP Spot (20°)	FL Flood (30°)	WFL Wide flood (38°)	DL Dark light (40°)	WDL Wide dark light (76°)	SW Switchable ON/OFF	VD 1-10V dimming	DD DALI dimming	Optional accessories
 prologe 40 directional on-track Driver: excl.	○	<u>KR967351</u>	①	380,00	-	-	-	-	-	22,00	22,00	-	29,00	29,00	■
	●	<u>KR967352</u>	①	380,00	-	-	-	-	-	-	22,00	22,00	-	29,00	29,00

		CRI	CCT	Voltage	Wattage	Fixture lumen
①	LED	CRI90+	2700K/3000K	48V	10,9W	547lm
	darklight	CRI90+	2700K/3000K	48V	10,9W	417lm

kreon prologe 40 accessories





Base price (EUR excl. VAT)

■ Optional accessories

Low voltage track

See page 322

kreon prologe 40



	Colour	KR-code	Light sources	Base price (EUR excl. VAT)	9027 2700K, CRI90+	9030 3000K, CRI90+	SP Spot (20°)	FL Flood (30°)	WFL Wide flood (38°)	DL Dark light (40°)	WDL Wide dark light (76°)	EX Driver excluded	SW Switchable ON/OFF	PD Phase dimming	Required accessories
 prologe 40 single Driver: excl.	○	KR967141	①	245,00	-	-	-	-	-	23,00	23,00				■
	●	KR967142	①	245,00	-	-	-	-	-	23,00	23,00				■
 prologe 40 single, deep louvre Driver: excl.	○	KR967241	②	245,00	-	-	-	-	-						■
	●	KR967242	②	245,00	-	-	-	-	-						■
 prologe 40 double	○	KR967341	③	292,00	-	-	-	-	-	23,00	23,00	-	28,00	28,00	■
	●	KR967342	③	292,00	-	-	-	-	-	23,00	23,00	-	28,00	28,00	■
 prologe 40 double, deep louvre Driver: excl.	○	KR967441	④	292,00	-	-	-	-	-			-			■
	●	KR967442	④	292,00	-	-	-	-	-			-			■

			CRI	CCT	Voltage	Wattage	Drive current	Fixture lumen
①	LED	FL	CRI90+	2700K/3000K		8,4W	700mA	547lm
		DL	CRI90+	2700K/3000K		8,4W	700mA	380lm
②	LED	FL	CRI90+	2700K/3000K		8,4W	700mA	490lm
③	LED	EX	FL	CRI90+	2700K/3000K	12W	500mA	912lm
			DL	CRI90+	2700K/3000K	12W	500mA	622lm
		SW/PD	FL	CRI90+	2700K/3000K	230V	12W	
④	LED	EX	FL	CRI90+	2700K/3000K	12W	500mA	747lm
			DL	CRI90+	2700K/3000K	230V	12W	

kreon prologe 40 accessories

	Colour	KR-code	Base price (EUR excl. VAT)	
■ Optional accessories				
Lenses and louvres for SP, FL, WFL		<u>KR762010</u>	26,00	Anti-glare louvre
Driver (for prologe 40 single)		<u>KR772034</u>	42,00	LED driver, 700mA, ON/OFF, 20W
		<u>KR762902</u>	72,00	LED driver, 700mA, 1-10V, 25W
		<u>KR772430</u>	37,00	LED driver, 700mA, phase dim, 14W
		<u>KR772236</u>	76,00	LED driver, 700mA, DALI, 18W
Driver (for prologe 40 double)		<u>KR772024</u>	42,00	LED driver, 500mA, ON/OFF, 20W
		<u>KR772220</u>	64,00	LED driver, 500mA, 1-10V, 20W
		<u>KR772542</u>	34,00	LED driver, 500mA, phase dim, 18W
		<u>KR752843</u>	73,00	LED driver, 500mA, phase dim, 24W
		<u>KR772126</u>	76,00	LED driver, 500mA, DALI, 18W
		<u>KR772123</u>	90,00	LED driver, 500mA, DALI, 27W
Installation cover	○	<u>KR766101</u>	37,00	Installation cover prologe 40 single, white
	●	<u>KR766102</u>	37,00	Installation cover prologe 40 single, black
	○	<u>KR767241</u>	66,00	Installation cover prologe 40 double, white
	●	<u>KR767242</u>	66,00	Installation cover prologe 40 double, black

kreon prologe 40 downlight

	Colour	KR-code	Light sources	Base price (EUR excl. VAT)	9027 2700K, CRI90+	9030 3000K, CRI90+	SP spot (17°)	FL flood (24°)	WFL wide flood (40°)	DL darklight (32°)	WDL wide darklight (55°)	SW Switchable ON/OFF	VD 1-10V dimming	DD DALI dimming
 prologe 40 single downlight, on-track	○	KR945011	①	258,00	-	-	-	-	-	22,00	22,00	-	29,00	29,00
	●	KR945012	①	258,00	-	-	-	-	-	22,00	22,00	-	29,00	29,00
	◐	KR945015	①	258,00	-	-	-	-	-	22,00	22,00	-	29,00	29,00
 prologe 40 single wallwasher, on-track	○	KR945111	②	271,00	-	-	-	-	-	-	-	-	29,00	29,00
	●	KR945112	②	271,00	-	-	-	-	-	-	-	-	29,00	29,00
 prologe 40 double downlight, on-track	○	KR945211	③	332,00	-	-	-	-	-	22,00	22,00	-	29,00	29,00
	●	KR945212	③	332,00	-	-	-	-	-	22,00	22,00	-	29,00	29,00
	◐	KR945215	③	332,00	-	-	-	-	-	22,00	22,00	-	29,00	29,00

			CRI	CCT	Voltage	Wattage	Fixture lumen
①	LED	SP/FL/WFL	CRI90+	2700K/3000K	48Vdc	4,5W	190lm
		DL/WDL	CRI90+	2700K/3000K	48Vdc	10,7W	375lm
②	LED		CRI90+	2700K/3000K	48Vdc	6,5W	290lm
③	LED	SP/FL/WFL	CRI90+	2700K/3000K	48Vdc	6,5W	2x 190lm
		DL/WDL	CRI90+	2700K/3000K	48Vdc	18,9W	2x 375lm

kreon prologe 40 downlight accessories





Base price (EUR excl. VAT)

■ Required accessories

Low voltage track

See page 322

kreon prologe 80





	Colour	KR-code	Light sources	Base price (EUR excl. VAT)	9027 2700K, CRI90+			9030 3000K, CRI90+			9040 4000K, CRI90+			9827 2700K, CRI98+	9830 3000K, CRI98+		9840 4000K, CRI98+		SW Switchable ON/OFF	Optional accessories	
					28,00	28,00	28,00	28,00	28,00	28,00	28,00	28,00	28,00								
 prologe 80 single fixed LED Gear: excl. ⚡	○	KR967121	①	263,00	-	-	-	28,00	28,00	28,00										■	
	●	KR967122	①	263,00	-	-	-	28,00	28,00	28,00											■
 prologe 80 single fixed LED Gear: incl.	○	KR967131	②	352,00	-	-	-														
	●	KR967132	②	352,00	-	-	-														
 prologe 80 single fixed LED MR16 Gear: incl., lamp: excl.	○	KR968111	③	210,00																	
	●	KR968112	③	210,00																	
 prologe 80 single fixed LED PAR16 Lamp: excl.	○	KR968131	④	178,00																	
	●	KR968132	④	178,00																	

	CRI	CCT	Voltage	Wattage	Drive current	Fixture lumen
① LED	CRI90+	2700K/3000K/4000K		7,9W	500mA	697lm
	CRI98+	2700K/3000K/4000K		9,2W	500mA	697lm
② LED	CRI90+	2700K/3000K/4000K	230V	5,4W		480lm
③ LED MR16	fitting GU5,3		230V	2x 20W		
④ LED PAR16	fitting GU10		230V	2x 20W		

kreon prologe 80 accessories

	KR-code	Base price (EUR excl. VAT)	
■ Optional accessories			
Driver	<u>KR772024</u>	42,00	LED driver, 500mA, ON/OFF, 20W
	<u>KR772220</u>	64,00	LED driver, 500mA, 1-10V, 20W
	<u>KR772126</u>	76,00	LED driver, 500mA, DALI, 18W
	<u>KR772123</u>	90,00	LED driver, 500mA, DALI, 27W

kreon prologe 80



	Colour	KR-code	Light sources	Base price (EUR excl. VAT)	9027			9030			9040			SW	Optional accessories
					2700K, CRI90+	3000K, CRI90+	4000K, CRI90+	2700K, CRI98+	3000K, CRI98+	4000K, CRI98+	Switchable ON/OFF				
 prologe 80 double fixed LED Gear: excl. ⚡	○	KR967221	①	357,00	-	-	-	28,00	28,00	28,00		■			
	●	KR967222	①	357,00	-	-	-	28,00	28,00	28,00		■			
 prologe 80 double fixed LED Gear: incl.	○	KR967231	②	433,00	-	-	-				-				
	●	KR967232	②	433,00	-	-	-				-				
 prologe 80 double fixed LED MR16 Gear: incl., lamp: excl.	○	KR968211	③	278,00											
	●	KR968212	③	278,00											
 prologe 80 double fixed LED PAR16 Lamp: excl.	○	KR968231	④	218,00											
	●	KR968232	④	218,00											

	CRI	CCT	Voltage	Wattage	Drive current	Fixture lumen
① LED	CRI83+	2700K/3000K/4000K		2x 6,6W	500mA	1287lm
	CRI90+	2700K/3000K/4000K		2x 7,9W	500mA	1287lm
	CRI98+	2700K/3000K/4000K		2x 9,2W	500mA	1287lm
② LED	CRI83+	2700K/3000K/4000K	230V	2x 4,5W		960lm
	CRI90+	2700K/3000K/4000K	230V	2x 5,4W		960lm
③ LED MR16	fitting GU5,3		230V	2x 20W		
④ LED PAR16	fitting GU10		230V	2x 20W		

kreon prologe 80 accessories

	KR-code	Base price (EUR excl. VAT)	
■ Optional accessories			
Driver	<u>KR772024</u>	42,00	LED driver, 500mA, ON/OFF, 20W
	<u>KR772220</u>	64,00	LED driver, 500mA, 1-10V, 20W
	<u>KR772126</u>	76,00	LED driver, 500mA, DALI, 18W
	<u>KR772123</u>	90,00	LED driver, 500mA, DALI, 27W




kreon prologe 80 in-line/in-dolma

	Colour	KR-code	Base price (EUR excl. VAT)	Optional accessories	
 prologe 80 in-line profile aluminium ☉ LxW (L+10)x105 D 245	●	<u>KR765102</u>	252,00	■	price/m
	●	<u>KR765103</u>	252,00	■	price/m
 prologe 80 in-dolma profile aluminium ☉ LxW (L+10)x105 D 190	●	<u>KR765002</u>	236,00	■	price/m
	●	<u>KR765003</u>	236,00	■	price/m

kreon prologe 80 in-line/in-dolma accessories

	KR-code	Base price (EUR excl. VAT)	
■ Optional accessories			
Corner cut	<u>KR765402</u>	168,00	90° corner cut prologe 80 in-line, black anodised
	<u>KR765403</u>	168,00	90° corner cut prologe 80 in-line, natural anodised
	<u>KR765302</u>	168,00	90° corner cut prologe 80 in-dolma, black anodised
	<u>KR765303</u>	168,00	90° corner cut prologe 80 in-dolma, natural anodised
Electrical wiring	<u>KR705401</u>	14,00	Extra electrical wiring

kreon prologe 80 in-line/in-dolma




	Colour	KR-code	Light sources	Base price (EUR excl. VAT)	9027 2700K, CRI90+	9030 3000K, CRI90+	9040 4000K, CRI90+	9827 2700K, CRI98+	9830 3000K, CRI98+	9840 4000K, CRI98+	SW Switchable ON/OFF	VD 1-10V dimming	DD DALI dimming	Optional accessories
 prologe 80 in-line/in-dolma single fixed LED Gear: incl.	○	KR965121	①	333,00	–	–	–	28,00	28,00	28,00	–	26,00	26,00	■
	●	KR965122	①	333,00	–	–	–	28,00	28,00	28,00	–	26,00	26,00	■
 prologe 80 in-line/in-dolma single fixed LED MR16 Gear: incl., Lampe: excl.	○	KR965111	②	181,00										■
	●	KR965112	②	181,00										■
 prologe 80 in-line/in-dolma single fixed LED PAR16 Gear: excl.	○	KR965131	③	164,00										■
	●	KR965132	③	164,00										■

	CRI	Colour temp.	Voltage	Wattage	Lumen output
① LED	CRI83+	2700K/3000K/4000K	230V	6,6W	643lm
	CRI90+	2700K/3000K/4000K	230V	7,9W	643lm
	CRI98+	2700K/3000K/4000K	230V	9,2W	643lm
② LED MR16	fitting GU5,3		230V	20W	
③ LED PAR16	fitting GU10			20W	

kreon prologe 80 in-line/in-dolma accessories

	KR-code	Base price (EUR excl. VAT)	
■ Optional accessories			
Frosted glass	<u>KR760109</u>	14,00	Frosted glass prologe 80 in-line/in-dolma single LED MR16
	<u>KR760209</u>	21,00	Frosted glass prologe 80 in-line/in-dolma double LED MR16

kreon prologe 80 in-line/in-dolma









	Colour	KR-code	Light sources	Base price (EUR excl. VAT)	9027 2700K, CRI90+	9030 3000K, CRI90+	9040 4000K, CRI90+	9827 2700K, CRI98+	9830 3000K, CRI98+	9840 4000K, CRI98+	SW Switchable ON/OFF	VD 1-10V dimming	DD DALI dimming	Optional accessories
 prologe 80 in-line/in-dolma double fixed LED Gear: incl.	○	KR965221	①	413,00	–	–	–	28,00	28,00	28,00	–	26,00	26,00	■
	●	KR965222	①	413,00	–	–	–	28,00	28,00	28,00	–	26,00	26,00	■
 prologe 80 in-line/in-dolma double fixed LED MR16 Gear: incl., lamp: excl.	○	KR965211	②	225,00										■
	●	KR965212	②	225,00										■
 prologe 80 in-line/in-dolma double fixed LED PAR16 Lamp: excl.	○	KR965231	③	201,00										■
	●	KR965232	③	201,00										■

	CRI	CCT	Voltage	Wattage	Fixture lumen
① LED	CRI83+	2700K/3000K/4000K	230V	2 x 6,6W	1287lm
	CRI90+	2700K/3000K/4000K	230V	2 x 7,9W	1287lm
	CRI98+	2700K/3000K/4000K	230V	2 x 9,2W	1287lm
② LED MR16	fitting GU5,3		230V	2 x 20W	
③ LED PAR16	fitting GU10		230V	2 x 20W	

kreon prologe 80 in-line/in-dolma accessories

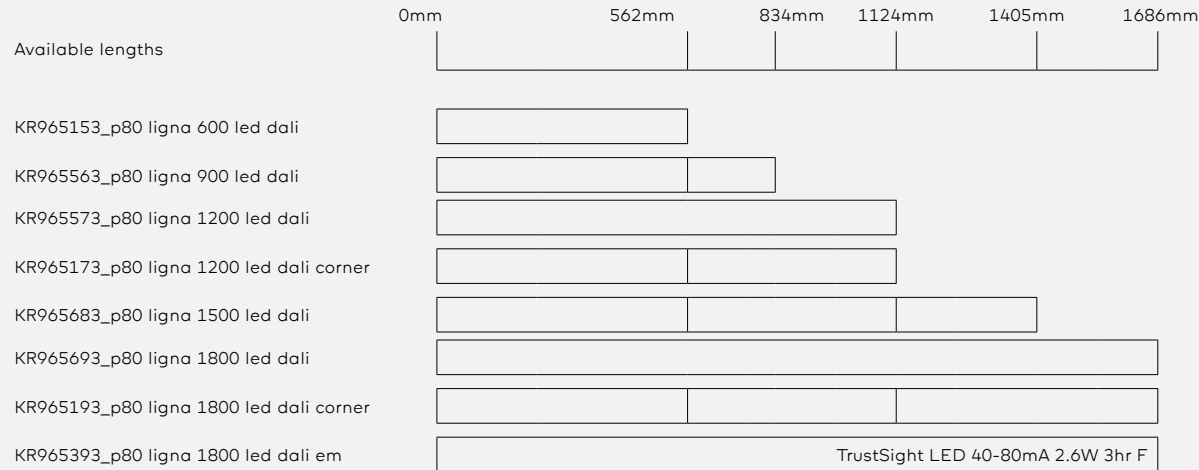
	KR-code	Base price (EUR excl. VAT)	
■ Optional accessories			
Frosted glass	<u>KR760109</u>	14,00	Frosted glass prologe 80 in-line/in-dolma single LED MR16
	<u>KR760209</u>	21,00	Frosted glass prologe 80 in-line/in-dolma double LED MR16

kreon prologe 80 in-line/in-dolma

	KR-code	Light sources	Base price (EUR excl. VAT)	9027 2700K, CRI90+	9030 3000K, CRI90+	9040 4000K, CRI90+
 prologe 80 ligna in-line/in-dolma Gear: incl., protocol: DALI Length: 562mm, OLDP diffuser: incl.	<u>KR965153</u>	①	393,00	-	-	-
 prologe 80 ligna in-line/in-dolma Gear: incl., protocol: DALI Length: 843mm, OLDP diffuser: incl.	<u>KR965563</u>	②	442,00	-	-	-
 prologe 80 ligna in-line/in-dolma Gear: incl., protocol: DALI Length: 1124mm, OLDP diffuser: incl.	<u>KR965573</u>	③	478,00	-	-	-
 prologe 80 ligna in-line/in-dolma corner Gear: incl., protocol: DALI Length: 1124mm, OLDP diffuser: incl.	<u>KR965173</u>	③	540,00	-	-	-
 prologe 80 ligna in-line/in-dolma Gear: incl., protocol: DALI Length: 1405mm, OLDP diffuser: incl.	<u>KR965683</u>	④	601,00	-	-	-
 prologe 80 ligna in-line/in-dolma Gear: incl., protocol: DALI Length: 1686mm, OLDP diffuser: incl.	<u>KR965693</u>	⑤	626,00	-	-	-
 prologe 80 ligna in-line/in-dolma corner Gear: incl., protocol: DALI Length: 1686mm, OLDP diffuser: incl.	<u>KR965193</u>	⑤	736,00	-	-	-
 prologe 80 ligna in-line/in-dolma emergency Gear: incl., protocol: DALI Length: 1686mm, OLDP diffuser: incl.	<u>KR965393</u>	⑤	1006,00	-	-	-

kreon prologe 80 in-line/in-dolma



prologe 80 ligna LED configurations








TrustSight LED 40-80mA 2.6W 3hr F

	CRI	CCT	Voltage	Wattage	Fixture lumen
① LED	CRI90+	2700K/3000K/4000K	230V	19W	1065lm
② LED	CRI90+	2700K/3000K/4000K	230V	28,6W	1597lm
③ LED	CRI90+	2700K/3000K/4000K	230V	38,1W	2129lm
④ LED	CRI90+	2700K/3000K/4000K	230V	47,7W	2661lm
⑤ LED	CRI90+	2700K/3000K/4000K	230V	57,2W	3194lm

kreon prologe 145

	Colour	KR-code	Light sources	Base price (EUR excl. VAT)	9027 2700K, CRI90+	9030 3000K, CRI90+	SP Spot (14°)	FL Flood (30°)	WFL Wide flood (38°)	SW Switchable ON/OFF	PD Phase dimming	VD 1-10V dimming	DD DALI dimming	Optional accessories
 prologe 145 single directional Gear: incl. Lamp: incl.	○	<u>KR988651</u>	①	367,00	-	-	-	-	-	-	11,00	17,00	■	
	●	<u>KR988652</u>	①	367,00	-	-	-	-	-	-	-	11,00	17,00	■
 prologe 145 double directional Gear: incl. Lamp: incl.	○	<u>KR988751</u>	②	561,00	-	-	-	-	-	-	11,00	17,00	■	
	●	<u>KR988752</u>	②	561,00	-	-	-	-	-	-	-	11,00	17,00	■

			CRI	CCT	Voltage	Wattage	Fixture lumen
①	LED	FL	CRI90+	2700K/3000K	230V	12W	790lm
②	LED	FL	CRI90+	2700K/3000K	230V	2 x 12W	2x 790lm





	Colour	KR-code	Light sources	Base price (EUR excl. VAT)	8027 2700K, CR180+	9027 2700K, CR190+	9030 3000K, CR190+	HGB High gloss black frame finishing	SST Brushed stainless steel frame finishing	Optional accessories
 raga horizontal IP 66		<u>KR904005</u>	①	2980,00	-	-	-	-	■	
		<u>KR904006</u>	②	2980,00	-	-	-	-	■	
 raga horizontal IP 66		<u>KR904102</u>	③	1065,00	-	-	-	-	■	

	CRI	CCT	Voltage	Wattage	Fixture lumen
① LED	CR180+	2700K	230V	12W	685lm
② LED	CR180+	2700K	230V	12W	540lm
③ LED	CR190+	2700K/3000K	230V	12W	449lm

kreon raga accessories

	KR-code	Base price (EUR excl. VAT)	
■ Optional accessories			
Anchor	<u>KR704000</u>	64,00	Concrete anchor
	<u>KR704004</u>	64,00	Flooring anchor




kreon rei profile

		Colour	KR-code	Light sources	Base price (EUR excl. VAT)	9027 2700K, CRI90+	9030 3000K, CRI90+	SW Switchable ON/OFF	VD 1-10V dimming	DD DALI dimming	Required accessories
	rei wallwasher surface mounted	○	KR983251	①	978,00	–	–	–	45,00	45,00	
		●	KR983252	①	978,00	–	–	–	45,00	45,00	
	rei wallwasher recessed mounted	○	KR983241	①	807,00	–	–	–	45,00	45,00	■
		●	KR983242	①	807,00	–	–	–	45,00	45,00	■
	rei downlight surface mounted	○	KR993251	②	1067,00	–	–	–	45,00	45,00	
		●	KR993252	②	1067,00	–	–	–	45,00	45,00	
	rei downlight recessed mounted	○	KR993241	②	896,00	–	–	–	45,00	45,00	■
		●	KR993242	②	896,00	–	–	–	45,00	45,00	■

	CRI	CCT	Voltage	Wattage	Fixture lumen
① LED	CRI80+	2700K/3000K	230V	25,7W/m	898lm/m
	CRI90+	2700K/3000K	230V	25,7W/m	644lm/m
② LED	CRI80+	2700K/3000K	230V	25,7W/m	866lm/m
	CRI90+	2700K/3000K	230V	25,7W/m	713lm/m

kreon rei profile accessories

	KR-code	Base price (EUR excl. VAT)		
■ Required accessories				
Plasterkit for recessed mounting	<u>KR783040</u>	157,00	Trimless plasterkit, flange frontside ☉ LxW Lx75 D 88	price/m
	<u>KR783240</u>	157,00	Trimless plasterkit, flange backside ☉ LxW Lx80 D 85	price/m


	Colour	KR-code	Light sources	Base price (EUR excl. VAT)	Optional accessories
 mini rokko Gear: excl. ⬢	○	<u>KR943021-B</u>	①	130,00	■
	●	<u>KR943022-B</u>	①	130,00	■
 mini rokko Gear: incl. ▣	○	<u>KR943121-B</u>	②	155,00	■
	●	<u>KR943122-B</u>	②	155,00	■
 mini square rokko Gear: incl. ▣	○	<u>KR943321-B</u>	③	274,00	■
	●	<u>KR943322-B</u>	③	274,00	■

	CRI	CCT	Voltage	Wattage	Drive current	Fixture lumen
① LED	CRI80+	2700K		2,3W	700mA	84lm
② LED	CRI80+	2700K	230V	2,3W		84lm
③ LED	CRI80+	2700K	230V	6,9W		169lm

kreon rokko accessories

	KR-code	Base price (EUR excl. VAT)	
■ Optional accessories			
Installation set	<u>KR743002</u>	19,00	Plasterboard installation set
Concrete pouring mould	<u>KR743004</u>	3,00	Concrete pouring mould for mini rokko
	<u>KR743304</u>	4,00	Concrete pouring mould for mini square rokko
Driver	<u>KR772034</u>	42,00	LED driver, 700mA, ON/OFF, 20W
	<u>KR772232</u>	64,00	LED driver, 700mA, 1-10V, 20W
	<u>KR752633</u>	66,00	LED driver, 700mA, DALI, 10W

kreon side 25




		Colour louvre	KR-code	Light source	Base price (EUR excl. VAT)									
					9027 2700K, CRI90+	9030 3000K, CRI90+	P1 Painted white backplate	P2 Painted black backplate	A2 Alu black backplate	A3 Alu grey backplate	A4 Alu bronze backplate	A5 Alu copper backplate	A6 Alu red backplate	Optional accessories
	side 25 x 100 Gear: excl., IP20	○	<u>KR932111</u>	①	183,00	-	-	-	-	-	9,00	9,00	9,00	■
		●	<u>KR932112</u>	①	183,00	-	-	-	-	-	9,00	9,00	9,00	■

	CRI	CCT	Wattage	Drive current	Fixture lumen
① LED	CRI90+	2700K/3000K	2,75W	500mA	158lm

kreon side 25 accessories

	KR-code	Base price (EUR excl. VAT)	
■ Required accessories			
Concrete plate	<u>KR732113</u>	7,00	Concrete plate for side 25 x 100 ☉ LxW 190x70 D 60
Concrete installation box	<u>KR775124</u>	10,00	Concrete installation box for side 25 x 100 ☉ LxW 200x110 D 60
■ Optional accessories			
Removal tool	<u>KR775002</u>	11,00	Removal tool for side 25
Driver	<u>KR772820</u>	41,00	LED driver, 500mA, ON/OFF, 11W
	<u>KR772220</u>	64,00	LED driver, 500mA, 1-10V, 20W
	<u>KR772813</u>	66,00	LED driver, 500mA, DALI, 10W

kreon side 40




	Colour louvre	KR-code	Light source	Base price (EUR excl. VAT)	9027 2700K, CRI90+	9030 3000K, CRI90+	SW Switchable ON/OFF	DD DALI dimming	P1 Painted white backplate	P2 Painted black backplate	A2 Alu black backplate	A3 Alu grey backplate	A4 Alu bronze backplate	A5 Alu copper backplate	A6 Alu red backplate	Optional accessories
 side 40 x 100 Gear: excl., IP55	○	<u>KR932311</u>	①	210,00	-	-	-	-	-	-	-	-	12,00	12,00	12,00	■
	●	<u>KR932312</u>	①	210,00	-	-	-	-	-	-	-	-	12,00	12,00	12,00	■
 side 40 x 200 Gear: excl., IP55	○	<u>KR932411</u>	①	235,00	-	-	-	-	-	-	-	-	14,00	14,00	14,00	■
	●	<u>KR932412</u>	①	235,00	-	-	-	-	-	-	-	-	14,00	14,00	14,00	■
 side 40 x 200 Gear: incl., IP20	○	<u>KR932511</u>	②	275,00	-	-	-	22,00	-	-	-	-	14,00	14,00	14,00	■
	●	<u>KR932512</u>	②	275,00	-	-	-	22,00	-	-	-	-	14,00	14,00	14,00	■

	CRI	CCT	Voltage	Wattage	Drive current	Fixture lumen
① LED	CRI90+	2700K/3000K		4W	700mA	242lm
② LED	CRI90+	2700K/3000K	230V	4W		242lm

kreon side 40 accessories

	KR-code	Base price (EUR excl. VAT)	
■ Required accessories			
Concrete plasterkit	<u>KR732313</u>	13,00	Concrete plasterkit for side 40 x 100 ☉ LxW 190x90 D 80
	<u>KR732413</u>	16,00	Concrete plasterkit for side 40 x 200 ☉ LxW 290x90 D 80
Concrete installation box	<u>KR775324</u>	13,00	Concrete installation box for side 40 x 100 ☉ LxW 200x110 D 85
	<u>KR775424</u>	16,00	Concrete installation box for side 40 x 200 ☉ LxW 300x110 D 85
■ Optional accessories			
Removal tool	<u>KR775004</u>	14,00	Removal tool for side 40
Driver	<u>KR762700</u>	41,00	LED driver, 700mA, ON/OFF, max. 11W
	<u>KR77232</u>	64,00	LED driver, 700mA, 1-10V, max. 20W
	<u>KR752633</u>	66,00	LED driver, 700mA, DALI, max. 10W

kreon side 80


		Colour louvre	KR-code	Light source	Base price (EUR excl. VAT)	9027 2700K, CRI90+	9030 3000K, CRI90+	EX Gear excluded \diamond	SW Switchable ON/OFF	VD 1-10V dimming	DD DALI dimming	P1 Painted white backplate	P2 Painted black backplate	A2 Alu black backplate	A3 Alu grey backplate	A4 Alu bronze backplate	A5 Alu copper backplate	A6 Alu red backplate	Optional accessories
	side 80 x 200 Gear: incl., IP20	○	<u>KR932611</u>	①	379,00	-	-	-	18,00	24,00	-	-	-	-	20,00	20,00	20,00	■	
		●	<u>KR932612</u>	①	379,00	-	-	-	18,00	24,00	-	-	-	-	20,00	20,00	20,00	■	
	side 80 x 200 Gear: incl., IP55	○	<u>KR932601</u>	①	423,00	-	-	-	-	-	-	-	-	-	41,00	41,00	41,00	■	
		●	<u>KR932602</u>	①	423,00	-	-	-	-	-	-	-	-	-	41,00	41,00	41,00	■	
	side 80 x 200 Gear: excl., IP55	○	<u>KR932601</u>	②	340,00	-	-	-	-	-	-	-	-	-	20,00	20,00	20,00	■	
		●	<u>KR932602</u>	②	340,00	-	-	-	-	-	-	-	-	-	20,00	20,00	20,00	■	

		CRI	CCT	Voltage	Wattage	Drive current	Fixture lumen
①	LED	CRI90+	2700K/3000K	230V	8,25W		613lm
②	LED	CRI90+	2700K/3000K		8,25W	500mA	613lm

kreon side 80 accessories

	KR-code	Base price (EUR exkl. VAT)	
■ Optional accessories			
Concrete plasterkit	<u>KR732613</u>	20,00	Concrete plasterkit for side 80 ☉ LxW 290x130 D 80
Concrete installation box	<u>KR775624</u>	20,00	Concrete installation box for side 80 ☉ LxW 300x150 D 85
Removal tool	<u>KR775008</u>	16,00	Removal tool for side 80
Driver	<u>KR772220</u>	64,00	LED driver, 500mA, 1-10V, 20W
	<u>KR772024</u>	42,00	LED driver, 500mA, ON/OFF, 20W
	<u>KR772126</u>	76,00	LED driver, 500mA, DALI, 18W

kreon side in-line 25




		Colour louvre	KR-code	Light source	Base price (EUR excl. VAT)											
						9027 2700K, CRI90+	9030 3000K, CRI90+	P1 Painted white backplate	P2 Painted black backplate	A2 Alu black backplate	A3 Alu grey backplate	A4 Alu bronze backplate	A5 Alu copper backplate	A6 Alu red backplate	Required accessories	Optional accessories
	side in-line 25 x 100 Gear: excl., IP20	○	<u>KR932121</u>	①	172,00	-	-	-	-	-	-	9,00	9,00	9,00	■	■
		●	<u>KR932122</u>	①	172,00	-	-	-	-	-	-	9,00	9,00	9,00	■	■

	CRI	CCT	Voltage	Wattage	Drive current	Fixture lumen
① LED	CRI90+	2700K/3000K	5,5 Vdc	2,75W	500mA	158lm

kreon side in-line 25 accessories

	KR-code	Base price (EUR excl. VAT)	
■ Required accessories			
Plasterkit	<u>KR775120</u>	31,00	Plasterkit for side in-line 25 x 100 ☉ LxW 124x51 D 58
	<u>KR775120-10</u>	275,00	10 pieces plasterkit for side in-line 25 x 100 ☉ LxW 124x51 D 58
	<u>KR775123</u>	7,00	Concrete plate for side in-line 25 x 100 ☉ LxW 190x134 D 10
	<u>KR775124</u>	10,00	Concrete installation box for side in-line 25 x 100 ☉ LxW 200x110 D 60
■ Optional accessories			
Removal tool	<u>KR775002</u>	11,00	Removal tool for side in-line 25
Driver	<u>KR772820</u>	41,00	LED driver, 500mA, ON/OFF, 11W
	<u>KR772220</u>	64,00	LED driver, 500mA, 1-10V, 20W
	<u>KR772813</u>	66,00	LED driver, 500mA, DALI, 10W

kreon side in-line 40




		Colour louvre	KR-code	Light source	Base price (EUR excl. VAT)	9027 2700K, CRI90+	9030 3000K, CRI90+	SW Switchable ON/OFF	DD DALI dimming	P1 Painted white backplate	P2 Painted black backplate	A2 Alu black backplate	A3 Alu grey backplate	A4 Alu bronze backplate	A5 Alu copper backplate	A6 Alu red backplate	Required accessories	Optional accessories
	side in-line 40 x 100 Gear: excl., IP55	○	<u>KR932321</u>	①	195,00	-	-	-	-	-	-	-	-	12,00	12,00	12,00	■	■
		●	<u>KR932322</u>	①	195,00	-	-	-	-	-	-	-	-	12,00	12,00	12,00	■	■
	side in-line 40 x 200 Gear: excl., IP55	○	<u>KR932421</u>	①	218,00	-	-	-	-	-	-	-	-	14,00	14,00	14,00	■	■
		●	<u>KR932422</u>	①	218,00	-	-	-	-	-	-	-	-	14,00	14,00	14,00	■	■
	side in-line 40 x 200 Gear: incl., IP20	○	<u>KR932331</u>	②	258,00	-	-	-	22,00	-	-	-	-	14,00	14,00	14,00	■	■
		●	<u>KR932332</u>	②	258,00	-	-	-	22,00	-	-	-	-	14,00	14,00	14,00	■	■

	CRI	CCT	Voltage	Wattage	Drive current	Fixture lumen
① LED	CRI90+	2700K/3000K	5,6 Vdc	4W	700mA	242lm
② LED	CRI90+	2700K/3000K	230V	4W	700mA	242lm

kreon side in-line 40 accessories

	KR-code	Base price (EUR excl. VAT)	
■ Required accessories			
Plasterkit	KR775320	38,00	Plasterkit for side in-line 40 x 100 ☉ LxW 124x65 D 80
	KR775320-10	344,00	10 pieces plasterkit for side in-line 40 x 100 ☉ LxW 124x65 D 80
	KR775420	43,00	Plasterkit for side in-line 40 x 200 ☉ LxW 220x105 D 80
	KR775420-10	401,00	10 pieces plasterkit for side in-line 40 x 200 ☉ LxW 220x105 D 80
	KR775420-30	1134,00	30 pieces plasterkit for side in-line 40 x 200 ☉ LxW 220x105 D 80
	KR775323	13,00	Concrete plate for side in-line 40 x 100 ☉ LxW 190x134 D 10
	KR775423	16,00	Concrete plate for side in-line 40 x 200 ☉ LxW 290x134 D 10
	KR775324	13,00	Concrete installation box for side in-line 40 x 100 ☉ LxW 200x110 D 85
KR775424	16,00	Concrete installation box for side in-line 40 x 200 ☉ LxW 300x110 D 85	
■ Optional accessories			
Removal tool	KR775004	14,00	Removal tool for side in-line 40
Driver	KR762700	41,00	LED driver, 700mA, ON/OFF, max. 11W
	KR772232	64,00	LED driver, 700mA, 1-10V, max. 20W
	KR752633	66,00	LED driver, 700mA, DALI, max. 10W

kreon side in-line 80






		Colour louvre	KR-code	Light source	Base price (EUR excl. VAT)	9027 2700K, CRI90+	9030 3000K, CRI90+	EX Gear excluded \diamond	SW Switchable ON/OFF	VD 1-10V dimming	DD DALI dimming	P1 Painted white backplate	P2 Painted black backplate	A2 Alu black backplate	A3 Alu grey backplate	A4 Alu bronze backplate	A5 Alu copper backplate	A6 Alu red backplate	Required accessories	Optional accessories
	side in-line 80 x 200 Gear: incl., IP20	○	<u>KR932621</u>	①	367,00	-	-	-	18,00	24,00	-	-	-	-	19,00	19,00	19,00	■	■	
		●	<u>KR932622</u>	①	367,00	-	-	-	18,00	24,00	-	-	-	-	19,00	19,00	19,00	■	■	
	side in-line 80 x 200 Gear: incl., IP55	○	<u>KR932631</u>	①	414,00	-	-	-	-	-	-	-	-	19,00	19,00	19,00	■	■		
		●	<u>KR932632</u>	①	414,00	-	-	-	-	-	-	-	-	19,00	19,00	19,00	■	■		
	side in-line 80 x 200 Gear: excl., IP55	○	<u>KR932631</u>	①	332,00	-	-	-	-	-	-	-	-	19,00	19,00	19,00	■	■		
		●	<u>KR932632</u>	①	332,00	-	-	-	-	-	-	-	-	19,00	19,00	19,00	■	■		

	CRI	CCT	Voltage	Wattage	Drive current	Fixture lumen
① LED	CRI90+	2700K/3000K	230V	8,25W	500mA	613lm

kreon side in-line 80 accessories

	KR-code	Base price (EUR excl. VAT)	
■ Required accessories			
Plasterkit	<u>KR775620</u>	55,00	Plasterkit for side in-line 80 ☉ LxW 220x105 D 80
	<u>KR775620-10</u>	516,00	10 pieces plasterkit for side in-line 80 ☉ LxW 220x105 D 80
	<u>KR775620-20</u>	1031,00	20 pieces plasterkit for side in-line 80 ☉ LxW 220x105 D 80
	<u>KR775623</u>	20,00	Concrete plate for side in-line 80 ☉ LxW 290x174 D 10
	<u>KR775624</u>	20,00	Concrete installation box for side in-line 80 ☉ LxW 300x150 D 85
■ Optional accessories			
Removal tool	<u>KR775008</u>	16,00	Removal tool for side in-line 80
Driver	<u>KR772220</u>	64,00	LED driver, 500mA, 1-10V, 20W
	<u>KR772024</u>	42,00	LED driver, 500mA, ON/OFF, 20W
	<u>KR772126</u>	76,00	LED driver, 500mA, DALI, 18W

kreon stripe 25





	Colour	KR-code	Light source	Base price (EUR excl. VAT)	9027 2700K, CRI90+	9030 3000K, CRI90+	SP spot (20°)	DL dark light (36°)	WDL wide dark light (60°)	Required accessories	Optional accessories
 stripe 25 single Gear: excl., IP20	○	<u>KR939001</u>	①	178,00	-	-	-	-	■	■	
	●	<u>KR939002</u>	①	178,00	-	-	-	-	■	■	
 stripe 25 single Gear: excl., IP20	○	<u>KR939101</u>	②	195,00	-	-	-	-	■	■	
	●	<u>KR939102</u>	②	195,00	-	-	-	-	■	■	
 stripe 25 double Gear: excl., IP20	○	<u>KR939201</u>	③	206,00	-	-	-	-	■	■	
	●	<u>KR939202</u>	③	206,00	-	-	-	-	■	■	
 stripe 25 double Gear: excl., IP20	○	<u>KR939301</u>	④	229,00	-	-	-	-	■	■	
	●	<u>KR939302</u>	④	229,00	-	-	-	-	■	■	
 stripe 25 wallwasher Gear: excl., IP20	○	<u>KR939401</u>	⑤	209,00	-	-	-	-	■	■	
	●	<u>KR939402</u>	⑤	209,00	-	-	-	-	■	■	

		CRI	CCT	Wattage	Drive current	Fixture lumen	
①	LED	SP	CRI90+	2700K/3000K	2W	700mA	172lm
②	LED	DL	CRI90+	2700K/3000K	4,2W	350mA	255lm
③	LED	SP	CRI90+	2700K/3000K	4W	700mA	335lm
④	LED	DL	CRI90+	2700K/3000K	8,3W	350mA	455lm
⑤	LED		CRI90+	2700K/3000K	4W	700mA	249lm

kreon stripe 25 accessories

	KR-code	Base price (EUR excl. VAT)	
■ Required accessories			
Plasterkit	<u>KR739000</u>	31,00	Plasterkit ☉ LxW 124x51 D 65
Concrete plate	<u>KR775123</u>	7,00	Concrete plate ☉ LxW 190x70 D 60
Concrete installation box	<u>KR775124</u>	10,00	Concrete installation box ☉ LxW 200x110 D 60
■ Optional accessories			
Driver for light sources ① ③ ⑤	<u>KR762700</u>	41,00	LED driver, 700mA, ON/OFF, 11W
	<u>KR772232</u>	64,00	LED driver, 700mA, 1-10V, 20W
	<u>KR772633</u>	66,00	LED driver, 700mA, DALI, 8W
	<u>KR752633</u>	66,00	LED driver, 700mA, DALI, 10W
	<u>KR772931</u>	32,00	LED driver, 700mA, Phase dim, 14W
Driver for light sources ② ④	<u>KR739104</u>	42,00	LED driver, 350mA, ON/OFF, 15W
	<u>KR739102</u>	61,00	LED driver, 350mA, 1-10V, 15W
	<u>KR747162</u>	64,00	LED driver, 350mA, 1-10V, 18W
	<u>KR747266</u>	76,00	LED driver, 350mA, DALI, 15W
	<u>KR752743</u>	73,00	LED driver, 350mA, Phase dim, 17W

kreon up 40



	Colour	KR-code	Light sources	Base price (EUR excl. VAT)	9027 2700K, CRI90+	9030 3000K, CRI90	SP Spot	FL Flood	SB Spot with baffle	FB Flood with baffle	XC (optional) For recessed wall or ceiling installation	Optional accessories
 up 40	○	KR952111	①	206,00	-	-	-	-	-	-	23,00	■
	●	KR952112	①	206,00	-	-	-	-	-	-	23,00	■
 up 40 surface mounted	○	KR952011	①	252,00	-	-	-	-	-	-		■
	●	KR952012	①	252,00	-	-	-	-	-	-		■
 up 40 circular	○	KR952611	①	206,00	-	-	-	-	-	-	23,00	■
	●	KR952612	①	206,00	-	-	-	-	-	-	23,00	■
 up 40 circular surface mounted	○	KR952911	①	252,00	-	-	-	-	-	-		■
	●	KR952912	①	252,00	-	-	-	-	-	-		■

	CRI	CCT	Wattage	Drive current	Fixture lumen
① LED	CRI90+	2700K/3000K	2W	700mA	149lm

kreon up 40 accessories

	KR-code	Base price (EUR excl. VAT)	
■ Optional accessories			
Driver	<u>KR772630</u>	89,00	LED driver, 700mA, ON/OFF, 30W (IP68)
	<u>KR772850</u>	47,00	LED driver, 700mA, ON/OFF, 7.5W (IP67)
	<u>KR772752</u>	102,00	LED driver, 700mA, 1-10V, 12W (IP67)
	<u>KR772853</u>	109,00	LED driver, 700mA, DALI, 30W (IP68)

kreon up 80




		Colour	KR-code	Light sources	Base price (EUR excl. VAT)	9027 2700K, CRI90+	9030 3000K, CRI90+	SP spot (21°)	FL flood (29°)	WFL wide flood (38°)	DF diffused (87°)	WW wallwasher	XC (optional) For recessed wall or ceiling installation	Optional accessories
	up 80	○	<u>KR952131</u>	①	431,00	-	-	-	-	-	-	14,00	22,00	■
		●	<u>KR952132</u>	①	431,00	-	-	-	-	-	-	-	14,00	22,00
	up 80 circular	○	<u>KR952631</u>	①	431,00	-	-	-	-	-	-	14,00	22,00	■
		●	<u>KR952632</u>	①	431,00	-	-	-	-	-	-	-	14,00	22,00

		CRI	CCT	Wattage	Drive current	Fixture lumen	
①	LED	FL	CRI90+	2700K/3000K	8,4W	700mA	341lm
		DF	CRI90+	2700K/3000K	8,4W	700mA	111lm
		WW	CRI90+	2700K/3000K	4W	700mA	263lm

kreon up 80 accessories

	KR-code	Base price (EUR excl. VAT)	
■ Optional accessories			
Matchbox	<u>KR752303</u>	85,00	Matchbox up 80
	<u>KR752803</u>	85,00	Matchbox up 80 circular
Driver	<u>KR772630</u>	89,00	LED driver, 700mA, ON/OFF, 30W (IP68)
	<u>KR772752</u>	102,00	LED driver, 700mA, 1-10V, 12W (IP67)
	<u>KR772753</u>	136,00	LED driver, 700mA, DALI, 35W (IP68)
Removal tool	<u>KR752110</u>	28,00	Suction cup

kreon up 80 glass series

	Colour	KR-code	Light sources	Base price (EUR excl. VAT)	<u>9027</u> 2700K, CRI90+	Optional accessories
 up 80 circular stub	●	<u>KR952702</u>	①	1088,00	—	■
 up 80 circular gherkin	●	<u>KR952712</u>	①	1088,00	—	■
 up 80 circular freeform stub	●	<u>KR952722</u>	①	1088,00	—	■

	CRI	CCT	Wattage	Drive current	Fixture lumen
① LED	CRI90+	2700K	8,4W	700mA	152lm

kreon up 80 glass series accessories

	KR-code	Base price (EUR excl. VAT)	
■ Optional accessories			
Matchbox	<u>KR752803</u>	85,00	Matchbox up 80 circular
Driver	<u>KR772630</u>	89,00	LED driver, 700mA, ON/OFF, 30W (IP68)
	<u>KR772752</u>	102,00	LED driver, 700mA, 1-10V, 12W (IP67)
	<u>KR772753</u>	136,00	LED driver, 700mA, DALI, 35W (IP68)
Installation tube	<u>KR752700</u>	46,00	Installation tube for in-sand installations

kreon up 165



	Colour	KR-code	Light sources	Base price (EUR excl. VAT)	9027 2700K, CRI90+	9030 2700K, CRI90+	9040 4000K, CRI90+	9827 2700K, CRI98+	9830 2700K, CRI98+	9840 4000K, CRI98+	C5 Maritime	Optional accessories
 up 165 Gear: excl., anti-glare louvre incl.	○	KR982121	①	688,00	–	–	–	29,00	29,00	29,00	55,00	■
	●	KR982122	①	688,00	–	–	–	29,00	29,00	29,00	55,00	■
 up 165 wallwasher Gear: excl.	○	KR982181	②	755,00	–	–	–	29,00	29,00	29,00	55,00	■
	●	KR982182	②	755,00	–	–	–	29,00	29,00	29,00	55,00	■
 up 165 circular Gear: excl., anti-glare louvre incl.	○	KR982621	①	688,00	–	–	–	29,00	29,00	29,00	55,00	■
	●	KR982622	①	688,00	–	–	–	29,00	29,00	29,00	55,00	■
 up 165 circular wallwasher Gear: excl.	○	KR982681	②	755,00	–	–	–	29,00	29,00	29,00	55,00	■
	●	KR982682	②	755,00	–	–	–	29,00	29,00	29,00	55,00	■

	CRI	CCT	Wattage	Drive current	Fixture lumen
① LED	CRI90+	2700K/3000K/4000K	17,1W	700mA	824lm
	CRI98+	2700K/3000K/4000K	12,9W	700mA	544lm
② LED	CRI90+	2700K/3000K/4000K	17,1W	700mA	1099lm
	CRI98+	2700K/3000K/4000K	12,9W	700mA	544lm

kreon up 165 accessories

	KR-code	Base price (EUR excl. VAT)	
■ Optional accessories			
Matchbox	<u>KR782104</u>	142,00	Matchbox for up (in-line) 165 square
	<u>KR782604</u>	163,00	Matchbox for up (in-line) 165 circular
Coupling sleeve	<u>KR782105</u>	34,00	Coupling sleeve
Driver	<u>KR772630</u>	89,00	LED driver, 700mA, ON/OFF, 30W (IP68)
	<u>KR772852</u>	72,00	LED driver, 700mA, 1-10V, 30W (IP67)
	<u>KR772853</u>	109,00	LED driver, 700mA, DALI, 30W (IP68)

kreon up in-line 80





		Colour	KR-code	Light sources	Base price (EUR excl. VAT)	9027 2700K, CRI90+	9030 3000K, CRI90+	SP spot (21°)	FL flood (29°)	WFL wide flood (38°)	DF diffused	WW wallwasher	Optional accessories
	up in-line 80	○	<u>KR952331</u>	①	431,00	-	-	-	-	-	-	14,00	■
		●	<u>KR952332</u>	①	431,00	-	-	-	-	-	-	-	14,00
	up in-line 80 circular	○	<u>KR952831</u>	①	431,00	-	-	-	-	-	-	14,00	■
		●	<u>KR952832</u>	①	431,00	-	-	-	-	-	-	-	14,00

		CRI	CCT	Wattage	Drive current	Fixture lumen
①	LED	FL CRI90+	2700K/3000K	8,4W	700mA	341lm
		DF CRI90+	2700K/3000K	8,4W	700mA	111lm
		WW CRI90+	2700K/3000K	4W	700mA	263lm

kreon up in-line 80 accessories

	KR-code	Base price (EUR excl. VAT)	
■ Optional accessories			
Matchbox	<u>KR752303</u>	85,00	Matchbox up 80
	<u>KR752803</u>	85,00	Matchbox up 80 circular
Driver	<u>KR772630</u>	89,00	LED driver, 700mA, ON/OFF, 30W (IP68)
	<u>KR772752</u>	102,00	LED driver, 700mA, 1-10V, 12W (IP67)
	<u>KR772753</u>	136,00	LED driver, 700mA, DALI, 35W (IP68)
Removal tool	<u>KR752110</u>	28,00	Suction cup

kreon up in-line 165

	Colour	KR-code	Light sources	Base price (EUR excl. VAT)	9027 2700K, CRI90+	9030 3000K, CRI90+	9040 4000K, CRI83+	9827 2700K, CRI98+	9830 2700K, CRI98+	9840 4000K, CRI83+	C5 Maritime	Optional accessories
 up in-line 165 anti-glare louvre incl.	○	KR982321	①	618,00	–	–	–	29,00	29,00	29,00	55,00	■
	●	KR982322	①	618,00	–	–	–	29,00	29,00	29,00	55,00	■
 up in-line 165 wallwasher	○	KR982381	②	684,00	–	–	–	29,00	29,00	29,00	55,00	■
	●	KR982382	②	684,00	–	–	–	29,00	29,00	29,00	55,00	■
 up in-line 165 circular anti-glare louvre incl.	○	KR982821	①	618,00	–	–	–	29,00	29,00	29,00	55,00	■
	●	KR982822	①	618,00	–	–	–	29,00	29,00	29,00	55,00	■
 up in-line 165 circular wallwasher	○	KR982881	②	684,00	–	–	–	29,00	29,00	29,00	55,00	■
	●	KR982882	②	684,00	–	–	–	29,00	29,00	29,00	55,00	■












	CRI	CCT	Wattage	Drive current	Fixture lumen
① LED	CRI90+	2700K/3000K/4000K	17,1W	700mA	824lm
	CRI98+	2700K/3000K/4000K	12,9W	700mA	544lm
② LED	CRI90+	2700K/3000K/4000K	17,1W	700mA	1099lm
	CRI98+	2700K/3000K/4000K	12,9W	700mA	544lm

kreon up in-line 165 accessories

Base price (EUR excl. VAT)

■ Optional accessories

Matchbox	<u>KR782104</u>	142,00	Matchbox for gear for up in-line 165 (for fixtures gear excl.)
	<u>KR782604</u>	163,00	Matchbox for gear for up in-line 165 circular (for fixtures gear excl.)
Coupling sleeve	<u>KR782105</u>	34,00	Coupling sleeve
Driver	<u>KR772630</u>	89,00	LED driver, 700 mA, ON/OFF, 30W (IP68)
	<u>KR772852</u>	72,00	LED driver, 700 mA, 1-10V, 30W (IP67)
	<u>KR772853</u>	109,00	LED driver, 700 mA, DALI, 30W (IP68)

		Colour	KR-code	Light sources	Base price (EUR excl. VAT)	9027 2700K, CRI90+	9030 3000K, CRI90+	FL Flood (30°)	SW Switchable ON/OFF	Optional accessories
	wabi Gear: incl. 	●	<u>KR943052</u>	①	521,00	-	-	-		■
	wabi Gear: excl. 	●	<u>KR943252</u>	②	478,00	-	-	-		■
	wabi bollard 300 Gear: incl. 	●	<u>KR943552</u>	③	932,00	-	-	-	-	■
	wabi bollard 750 Gear: incl. 	●	<u>KR943752</u>	③	1012,00	-	-	-	-	■
	wabi wall Gear: incl. 	●	<u>KR943352</u>	④	257,00	-	-			
	wabi wall Gear: excl. 	●	<u>KR943152</u>	⑤	222,00	-	-			■

		CRI	CCT	Voltage	Wattage	Drive current	Fixture lumen
①	LED	CRI90+	2700K/3000K	230V	4,1W	350mA	387lm
②	LED	CRI90+	2700K/3000K		12W	1050mA	783lm
③	LED	CRI90+	2700K/3000K	230V	8,4W	700mA	645lm
④	LED	CRI90+	2700K/3000K		4W		240lm
⑤	LED	CRI90+	2700K/3000K	230V	4W	700mA	240lm

	KR-code	Base price (EUR exc. VAT)	
■ Optional accessories			
Glare preventer	<u>KR743052</u>	109,00	Glare preventer (straight black H50)
Optional installation (only for wabi)	<u>KR743750</u>	61,00	Concrete anchor
	<u>KR743850</u>	56,00	Ground pin
	<u>KR743950</u>	70,00	Spacer
Driver	<u>KR772630</u>	89,00	LED driver, 700mA, ON/OFF, 30W (IP68)
	<u>KR772752</u>	102,00	LED driver, 700mA, 1-10V, 12W (IP67)
	<u>KR772853</u>	109,00	LED driver, 700mA, DALI, 30W (IP68)
	<u>KR772840</u>	105,00	LED driver, 1050mA, ON/OFF, 52W (IP68)
	<u>KR772862</u>	136,00	LED driver, 1050mA, 0-10V/1-10V & DALI, 52W (IP67)
Wall box for wabi wall	<u>KR727611</u>	9,00	Concrete wall box
	<u>KR727711</u>	7,00	Hollow wall box
	<u>KR727811</u>	6,00	Brick wall box

		Colour	KR-code	Light sources	Base price (EUR excl. VAT)	9027 2700K, CRI90+	9030 3000K, CRI90+	EX Gear excluded	SW Switchable ON/OFF	Required accessories	Optional accessories
	wabi pillar 300 IP65	●	<u>KR943062</u>	①	519,00	-	-	-	43,00	■	■
	wabi pillar 600 IP65	●	<u>KR943162</u>	①	673,00	-	-	-	43,00	■	■

	CRI	CCT	Voltage	Wattage	Drive current	Fixture lumen
① LED	CRI90+	2700K/3000K	230V	4W	700mA	275lm

	KR-code	Base price (EUR excl. VAT)	
■ Required accessories			
Installation kit	<u>KR743650</u>	21,00	Installation kit
■ Optional accessories			
Optional installation	<u>KR743740</u>	63,00	Concrete anchor
	<u>KR743840</u>	63,00	Floor anchor
Driver	<u>KR772630</u>	89,00	LED driver, 700mA, ON/OFF, 30W (IP68)
	<u>KR772752</u>	102,00	LED driver, 700mA, 1-10V, 12W (IP67)
	<u>KR772853</u>	109,00	LED driver, 700mA, DALI, 30W (IP68)

	Colour	KR-code	Base price (EUR excl. VAT)	
Standard low voltage track profile	○	KR746091	81,00	1000mm, white
	●	KR746092	81,00	1000mm, black
	○	KR746191	162,00	2000mm, white
	●	KR746192	162,00	2000mm, black
	○	KR746291	242,00	3000mm, white
	●	KR746292	242,00	3000mm, black
Accessories	○	KR746401	10,00	End cap standard LV track, white
	●	KR746402	10,00	End cap standard LV track, black
	○	KR746511	38,00	Feed connector low voltage, white
	●	KR746512	38,00	Feed connector low voltage, black
	○	KR746531	21,00	Straight connector, white
	●	KR746532	21,00	Straight connector, black
	○	KR746611	76,00	L-connector low voltage, white
	●	KR746612	76,00	L-connector low voltage, black
	○	KR746701	74,00	Mechanical L-joint, white
	●	KR746702	74,00	Mechanical L-joint, black
		KR746920	99,00	Cutting tool for track conductors
Suspension components		KR746710	14,00	Suspension steel wire 1500mm
		KR746810	16,00	Suspension steel wire 2500mm
		KR746830	10,00	Pendant clip for suspension by steel wire, short
		KR746930	16,00	Pendant clip for suspension by steel wire, long – can be used as reinforcing bracket to connect two pieces of tracks


kreon 48V track

	Colour	KR-code	Base price (EUR excl. VAT)	
Power supply		<u>KR790474</u>	112,00	Power supply 48Vdc, 60W
		<u>KR790475</u>	151,00	Power supply 48Vdc, 100W
		<u>KR790476</u>	173,00	Power supply 48Vdc, 240W (IP67)
Gearboxes endfeed	○	<u>KR790173</u>	179,00	Gearbox, endfeed, white 30W
	●	<u>KR790174</u>	179,00	Gearbox, endfeed, black 30W
	○	<u>KR790175</u>	221,00	Gearbox, endfeed, white 60W
	●	<u>KR790176</u>	221,00	Gearbox, endfeed, black 60W
	○	<u>KR790177</u>	258,00	Gearbox, endfeed, white 100W
	●	<u>KR790178</u>	258,00	Gearbox, endfeed, black 100W
Gearboxes midfeed	○	<u>KR790275</u>	221,00	Gearbox, midfeed, white 60W
	●	<u>KR790276</u>	221,00	Gearbox, midfeed, black 60W
	○	<u>KR790277</u>	258,00	Gearbox, midfeed, white 100W
	●	<u>KR790278</u>	258,00	Gearbox, midfeed, black 100W
Casambi gateway	○	<u>KR762171</u>	395,00	Casambi DALI gateway for 48vdc track, white
	●	<u>KR762172</u>	395,00	Casambi DALI gateway for 48vdc track, black

kreon 48V recessed

	Colour	KR-code	Base price (EUR excl. VAT)	
Recessed, trimless low voltage track profile	●	KR746390	89,00	Recessed profile, 1000mm
	●	KR746490	179,00	Recessed profile, 2000mm
	●	KR746590	268,00	Recessed profile, 3000mm
Accessories	●	KR746602	10,00	End cap recessed LV track
	○	KR746511	38,00	Feed connector low voltage, white
	●	KR746512	38,00	Feed connector low voltage, black
	○	KR746531	21,00	Straight connector low voltage, white
	●	KR746532	21,00	Straight connector low voltage, black
	○	KR746611	76,00	L-connector low voltage, white
	●	KR746612	76,00	L-connector low voltage, black
		KR746800	9,00	Reinforcing bracket to join two pieces of LV recessed track
		KR746900	5,00	Mounting bracket for recessed LV profile
		KR746920	99,00	Cutting tool for track conductors
Power supply		KR790474	112,00	Power supply 48Vdc, 60W
		KR790475	151,00	Power supply 48Vdc, 100W
		KR790476	173,00	Power supply 48Vdc, 240W (IP67)
Casambi gateway	○	KR762171	395,00	Casambi DALI gateway for 48vdc track, white
	●	KR762172	395,00	Casambi DALI gateway for 48vdc track, black

kreon 48V track deep recessed

	Colour	KR-code	Base price (EUR excl. VAT)		Required accessories	Optional accessories
 deep recessed profile	○	KR745201	148,00	Deep recessed profile, white	■	■
	●	KR745202	148,00	Deep recessed profile, black	■	■
standard configurations						
length is 2038mm	○	KR945601	502,00	Deep recessed profile, 2m, white		■
	●	KR945602	502,00	Deep recessed profile, 2m, black		■
length is 3038mm	○	KR945701	723,00	Deep recessed profile, 3m, white		■
	●	KR945702	723,00	Deep recessed profile, 3m, black		■
length is 4071mm	○	KR945801	985,00	Deep recessed profile, 4m, white		■
	●	KR945802	985,00	Deep recessed profile, 4m, black		■
length is 5071mm	○	KR945901	1206,00	Deep recessed profile, 5m, white		■
	●	KR945902	1206,00	Deep recessed profile, 5m, black		■

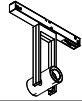
kreon 48V deep recessed

	Colour	KR-code	Base price (EUR excl. VAT)	
■ Required accessories				
48V track	○	KR745401	91,00	48Vdc track, 1m, white
	●	KR745402	91,00	48Vdc track, 1m, black
	○	KR745501	166,00	48Vdc track, 2m, white
	●	KR745502	166,00	48Vdc track, 2m, black
	○	KR745601	243,00	48Vdc track, 3m, white
	●	KR745602	243,00	48Vdc track, 3m, black
Feed connector	○	KR746511	38,00	End feed connector, white
	●	KR746512	38,00	End feed connector, black
■ Optional accessories				
48V track	○	KR765501	153,00	90° corner cut deep recessed profile, white
	●	KR765502	153,00	90° corner cut deep recessed profile, black
	○	KR765601	77,00	48Vdc track, corner cut 90°, white
	●	KR765602	77,00	48Vdc track, corner cut 90°, black
Power supply		KR790474	112,00	Power supply, 48Vdc, 60W
		KR790475	151,00	Power supply, 48Vdc, 100W
		KR790476	173,00	Power supply, 48Vdc, 240W

kreon 48V deep recessed

	Colour	KR-code	Base price (EUR excl. VAT)	
■ Optional accessories				
Connectors	○	<u>KR746531</u>	21,00	Straight connector low voltage, white
	●	<u>KR746532</u>	21,00	Straight connector low voltage, black
	○	<u>KR746611</u>	76,00	L-connector low voltage, white
	●	<u>KR746612</u>	76,00	L-connector low voltage, black
Cutting tool		<u>KR746920</u>	99,00	Cutting tool for track conductors
Casambi gateway	○	<u>KR762171</u>	395,00	Casambi DALI gateway for 48vdc track, white
	●	<u>KR762172</u>	395,00	Casambi DALI gateway for 48vdc track, black

kreon 48V track



diapason 40 on-track

Colour
KR-code
Light sources

Base price (EUR excl. VAT)

9027
2700K, CRI90+

9030
3000K, CRI90+

SP
Spot (10°)

FL
Flood (24°)

WFL
Wide flood (46°)

SW
Switchable ON/OFF

VD
1-10V dimmable

DD
DALI dimmable



KR906621



337,00

—

—

—

—

—

—

—

29,00

29,00



KR906622



337,00

—

—

—

—

—

—


—

29,00

29,00

		CRI	CCT	Voltage	Wattage	Fixture lumen
①	LED	CRI90+	2700K/3000K	48V	4,5W	109lm

kreon 48V track

		Colour	KR-code	Light sources	Base price (EUR excl. VAT)	9027 2700K, CRI90+	9030 3000K, CRI90+	SP Spot (20°)	FL Flood (30°)	WFL Wide flood (40°)	SW Switchable ON/OFF	VD 1-10V dimmable	DD DALI dimmable	Optional accessories
 diapason 80 on-track		○	<u>KR916621</u>	①	380,00	—	—	—	—	—	—	29,00	29,00	■
		●	<u>KR916622</u>	①	380,00	—	—	—	—	—	—	29,00	29,00	■
		◐	<u>KR916625</u>	①	427,00	—	—	—	—	—	—	29,00	29,00	■

		CRI	CCT	Voltage	Wattage	Fixture lumen
①	LED	CRI90+	2700K/3000K	48V	8,2W	428lm

kreon 48V track



diapason 120 on-track

Colour
KR-code
Light sources

Base price (EUR excl. VAT)

9027
2700K, CRI90+
9030
3000K, CRI90+
9827
2700K, CRI98+
9830
3000K, CRI98+

SP
Spot (12°)

FL
Flood (24°)

WFL
Wide flood (38°)

SW
Switchable ON/OFF

VD
1-10V dimmable

DD
DALI dimmable

Optional accessories

○ [KR926621](#) ①
● [KR926622](#) ①

527,00
527,00

— — 28,00 28,00
— — 28,00 28,00



— — —
— — —

— 29,00 29,00
— 29,00 29,00

		CRI	CCT	Voltage	Wattage	Fixture lumen
① LED	SP	CRI90+	2700K/3000K	48V	22W	1185lm
		CRI98+	2700K/3000K	48V	19,5W	939lm
	FL & WFL	CRI90+	2700K/3000K	48V	19W	1761lm
		CRI98+	2700K/3000K	48V	19,9W	1794lm

	Colour	KR-code	Base price (EUR excl. VAT)	
■ Optional accessories				
Glare preventer for diapason 80	○	<u>KR706721</u>	64,00	Straight glare preventer, white (H30)
	●	<u>KR706722</u>	64,00	Straight glare preventer, black (H30)
	○	<u>KR706731</u>	73,00	Rounded glare preventer, white (H54)
	●	<u>KR706732</u>	73,00	Rounded glare preventer, black (H54)
Louvres and lenses for diapason 80		<u>KR706070</u>	43,00	Anti-glare louvre
		<u>KR706270</u>	33,00	Diffusing lens
Glare preventer for diapason 120	○	<u>KR706821</u>	75,00	Straight glare preventer, white (H40)
	●	<u>KR706822</u>	75,00	Straight glare preventer, black (H40)
	○	<u>KR706831</u>	84,00	Rounded glare preventer, white (H90)
	●	<u>KR706832</u>	84,00	Rounded glare preventer, black (H90)
Louvres and lenses for diapason 120		<u>KR706080</u>	43,00	Anti-glare louvre
		<u>KR706180</u>	39,00	Sculpture lens
		<u>KR706280</u>	33,00	Diffusing lens

kreon 48V track

	Colour	KR-code	Light sources	Base price (EUR excl. VAT)	9027 2700K, CRI90+	9030 3000K, CRI90+	SP Spot (20°)	FL Flood (30°)	WFL Wide flood (40°)	DL Dark light (38°)	MDL Wide dark light (76°)	SW Switchable ON/OFF	VD 1-10V dimming	DD DALI dimming
	○	KR962611	①	380,00	–	–	–	–	–	22,00	22,00	–	29,00	29,00
	●	KR962612	①	380,00	–	–	–	–	–	22,00	22,00	–	29,00	29,00
	○	KR945401	②	344,00	–	–	–	–	–	22,00	22,00	–	29,00	29,00
	●	KR945402	②	344,00	–	–	–	–	–	22,00	22,00	–	29,00	29,00

		CRI	CCT	Voltage	Wattage	Drive current	Fixture lumen
①	FL	CRI90+	2700K/3000K	48V	10,9W	700mA	558lm
	darklight	CRI90+	2700K/3000K	48V	10,9W	700mA	420lm
②	LED	CRI90+	2700K/3000K		8,4W	700mA	558lm
	darklight	CRI90+	2700K/3000K		8,4W	700mA	420lm

kreon 48V track



prologe 40 directional on-track

Driver: excl.

Colour
KR-code
Light sources

Base price (EUR excl. VAT)

9027
2700K, CRI90+
9030
3000K, CRI90+
SP
Spot (20°)
FL
Flood (30°)
WFL
Wide flood (38°)
DL
Dark light (40°)
WDL
Wide dark light (76°)
SW
Switchable ON/OFF
VD
1-10V dimming
DD
DALI dimming



○ KR967351 ①
● KR967352 ①

380,00
380,00

- - - - - 22,00 22,00 - 29,00 29,00
- - - - - 22,00 22,00 - 29,00 29,00



		CRI	CCT	Voltage	Wattage	Fixture lumen
①	LED	CRI90+	2700K/3000K	48V	10,9W	547lm
	darklight	CRI90+	2700K/3000K	48V	10,9W	417lm

kreon 48V track

	Colour	KR-code	Light sources	Base price (EUR excl. VAT)	9027 2700K, CRI90+	9030 3000K, CRI90+	9040 4000K, CRI90+	9527 2700K, CRI95+	9530 3000K, CRI95+	9540 4000K, CRI95+	SSP Superspot (18°)	SP Spot (33°)	FL Flood (54°)	WFL Wide flood (69°)	SW ON/OFF	VD 1-10V dimming	DD DALI dimming
 holon 60 directional, on-track 48Vdc, low louvre Gear: incl. ⬠	○	KR962771	①	410,00	-	-	-	18,00	18,00	18,00	-	-	-	-	-	29,00	29,00
	●	KR962772	①	410,00	-	-	-	18,00	18,00	18,00	-	-	-	-	-	29,00	29,00
 holon 60 directional, on-track 48Vdc, deep recessed louvre Gear: incl. ⬠	○	KR962671	②	410,00	-	-	-	18,00	18,00	18,00	-	-	-	-	-	29,00	29,00
	●	KR962672	②	410,00	-	-	-	18,00	18,00	18,00	-	-	-	-	-	29,00	29,00
	◐	KR962675	②	410,00	-	-	-	18,00	18,00	18,00	-	-	-	-	-	29,00	29,00





			CRI	CCT	Voltage	Wattage	Fixture lumen
①	LED	SSP & SP	CRI90+	2700K/3000K/4000K	48V	13W	808lm
			CRI95+	2700K/3000K/4000K	48V		727lm
	FL & WFL	CRI90+	2700K/3000K/4000K	48V	21W	1616lm	
		CRI95+	2700K/3000K/4000K	48V		1454lm	
②	LED	SSP & SP	CRI90+	2700K/3000K/4000K	48V	13W	788lm
			CRI95+	2700K/3000K/4000K	48V		709lm
	FL	CRI90+	2700K/3000K/4000K	48V	21W	1523lm	
		CRI95+	2700K/3000K/4000K	48V		1370lm	

kreon 48V track

		Colour	KR-code	Light sources	Base price (EUR excl. VAT)	9027 2700K, CRI90+	9030 3000K, CRI90+	SW Switchable ON/OFF	VD 1-10V dimming	DD DALI dimming
	oran pendant craft on-track, small bulb	○	<u>KR991721</u>	①	444,00	–	–	–	29,00	29,00
		●	<u>KR991722</u>	①	444,00	–	–	–	29,00	29,00
	oran pendant craft on-track, long ampoule	○	<u>KR991921</u>	①	472,00	–	–	–	29,00	29,00
		●	<u>KR991922</u>	①	472,00	–	–	–	29,00	29,00





		CRI	CCT	Voltage	Wattage	Fixture lumen
①	LED	CRI90+	2700K/3000K	48V	9,5W	307lm

kreon 48V track

		Colour	KR-code	Light sources	Base price (EUR excl. VAT)	9027 2700K, CRI90+	9030 3000K, CRI90+	SM Switchable ON/OFF	VD 1-10V dimming	DD DALI dimming
	oran pendant stone on-track, large cube	○	KR991261	①	444,00	–	–	–	29,00	29,00
		●	KR991262	①	444,00	–	–	–	29,00	29,00
	oran pendant stone on-track, large cylinder	○	KR991161	①	444,00	–	–	–	29,00	29,00
		●	KR991162	①	444,00	–	–	–	29,00	29,00
	oran pendant stone on-track, small cylinder	○	KR991361	①	444,00	–	–	–	29,00	29,00
		●	KR991362	①	444,00	–	–	–	29,00	29,00
	oran pendant stone on-track, long cylinder	○	KR991461	①	444,00	–	–	–	29,00	29,00
		●	KR991462	①	444,00	–	–	–	29,00	29,00







		CRI	CCT	Voltage	Wattage	Drive current	Fixture lumen
①	LED	CRI90+	2700K/3000K	48Vdc	6,7W	700mA	315lm

kreon 48V track

	Colour	KR-code	Light sources	Base price (EUR excl. VAT)	9027 2700K, CRI90+	9030 3000K, CRI90+	SM Switchable ON/OFF	VD 1-10V dimming	DD DALI dimming
	○	KR971161	①	411,00	–	–	–	26,00	26,00
	●	KR971162	①	411,00	–	–	–	26,00	26,00
	○	KR971361	②	445,00	–	–	–	29,00	29,00
	●	KR971362	②	445,00	–	–	–	29,00	29,00
	○	KR971261	③	445,00	–	–	–	29,00	29,00
	●	KR971262	③	445,00	–	–	–	29,00	29,00
	○	KR971461	④	445,00	–	–	–	29,00	29,00
	●	KR971462	④	445,00	–	–	–	29,00	29,00

	CRI	CCT	Wattage	Drive current	Fixture lumen
①	LED CRI90+	2700K/3000K	8,4W	700mA	450lm
②	LED CRI90+	2700K/3000K	8,4W	700mA	444lm
③	LED CRI90+	2700K/3000K	8,4W	700mA	438lm
④	LED CRI90+	2700K/3000K	8,4W	700mA	TBD

kreon 48V track

	Colour	KR-code	Light sources	Base price (EUR excl. VAT)	9027 2700K, CRI90+	9030 3000K, CRI90+	SP spot (1.7°)	FL flood (2.4°)	WFL wide flood (4.0°)	DL darklight (32°)	WDL wide darklight (55°)	SW Switchable ON/OFF	VD 1-10V dimming	DD DALI dimming
	○	KR945001	①	258,00	-	-	-	-	22,00	22,00	-	29,00	29,00	
	●	KR945002	①	258,00	-	-	-	-	22,00	22,00	-	29,00	29,00	
	◐	KR945005	①	258,00	-	-	-	-	22,00	22,00	-	29,00	29,00	
	○	KR945101	②	271,00	-	-	-	-	-	-	-	29,00	29,00	
	●	KR945102	②	271,00	-	-	-	-	-	-	-	29,00	29,00	
	○	KR945201	③	332,00	-	-	-	-	22,00	22,00	-	29,00	29,00	
	●	KR945202	③	332,00	-	-	-	-	22,00	22,00	-	29,00	29,00	
	◐	KR945205	③	332,00	-	-	-	-	22,00	22,00	-	29,00	29,00	
	○	KR945011	①	258,00	-	-	-	-	22,00	22,00	-	29,00	29,00	
	●	KR945012	①	258,00	-	-	-	-	22,00	22,00	-	29,00	29,00	
	◐	KR945015	①	258,00	-	-	-	-	22,00	22,00	-	29,00	29,00	
	○	KR945111	②	271,00	-	-	-	-	-	-	-	29,00	29,00	
	●	KR945112	②	271,00	-	-	-	-	-	-	-	29,00	29,00	
	○	KR945211	③	332,00	-	-	-	-	22,00	22,00	-	29,00	29,00	
	●	KR945212	③	332,00	-	-	-	-	22,00	22,00	-	29,00	29,00	
	◐	KR945215	③	332,00	-	-	-	-	22,00	22,00	-	29,00	29,00	


			CRI	CCT	Voltage	Wattage	Fixture lumen
①	LED	SP/FL/WFL	CRI90+	2700K/3000K	48Vdc	4,5W	190lm
		DL/WDL	CRI90+	2700K/3000K	48Vdc	10,7W	375lm
②	LED		CRI90+	2700K/3000K	48Vdc	6,5W	290lm
③	LED	SP/FL/WFL	CRI90+	2700K/3000K	48Vdc	6,5W	2x 190lm
		DL/WDL	CRI90+	2700K/3000K	48Vdc	18,9W	2x 375lm

kreon 48V track

	Colour	KR-code	Light sources	Base price (EUR excl. VAT)	9027	9030	9040	9527	9530	9540	SSP	SP	FL	WFL	SW	VD	DD
					2700K, CRI90+	3000K, CRI90+	4000K, CRI90+	2700K, CRI95+	3000K, CRI95+	4000K, CRI95+	Superspot (18°)	Spot (33°)	Flood (54°)	Wide flood (69°)	ON/OFF	1-10V dimming	DALI dimming
 holon 60 fixed, on-track 48Vdc, low louvre Gear: incl. ♦	○	KR962081	①	310,00	-	-	-	18,00	18,00	18,00	-	-	-	-	-	29,00	29,00
	●	KR962082	①	310,00	-	-	-	18,00	18,00	18,00	-	-	-	-	-	29,00	29,00
 holon 60 fixed, on-track 48Vdc, deep recessed louvre Gear: incl. ♦	○	KR962281	②	310,00	-	-	-	18,00	18,00	18,00	-	-	-	-	-	29,00	29,00
	●	KR962282	②	310,00	-	-	-	18,00	18,00	18,00	-	-	-	-	-	29,00	29,00
	◐	KR962285	②	310,00	-	-	-	18,00	18,00	18,00	-	-	-	-	-	29,00	29,00
 holon 60 wallwasher, on-track 48Vdc Gear: incl. ♦	○	KR962481	③	326,00	-	-	-	18,00	18,00	18,00	-	-	-	-	-	29,00	29,00
	●	KR962482	③	326,00	-	-	-	18,00	18,00	18,00	-	-	-	-	-	29,00	29,00

			CRI	CCT	Voltage	Wattage	Fixture lumen
①	LED	SSP & SP	CRI90+	2700K/3000K/4000K	48V	13W	727lm
			CRI95+	2700K/3000K/4000K	48V		654lm
	FL & WFL	CRI90+	2700K/3000K/4000K	48V	21W	1470lm	
		CRI95+	2700K/3000K/4000K	48V		1323lm	
②	LED	SSP & SP	CRI90+	2700K/3000K/4000K	48V	13W	687lm
			CRI95+	2700K/3000K/4000K	48V		618lm
	FL	CRI90+	2700K/3000K/4000K	48V	21W	1382lm	
		CRI95+	2700K/3000K/4000K	48V		1244lm	
③	LED	WW	CRI90+	2700K/3000K/4000K	48V	13W	710lm
			CRI95+	2700K/3000K/4000K	48V		639lm

kreon 48V track

	Colour	KR-code	Light sources	Base price (EUR excl. VAT)	9027		SW	VD		DD		09		12		15	
					2700K, CRI90+	3000K, CRI90+		Switchable ON/OFF	1-10V dimming	DALI dimming	Length 911 mm	Length 1211 mm	Length 1511 mm				
 lini 10 on-track for 48V low voltage track system Gear: incl.	○	<u>KR974811</u>	②	273,00	-	-	-	42,00	42,00	-	-	34,00	68,00	-	-	-	-
	●	<u>KR974812</u>	②	273,00	-	-	-	42,00	42,00	-	-	34,00	68,00	-	-	-	-
	●	<u>KR974814</u>	②	301,00	-	-	-	42,00	42,00	-	-	42,00	84,00	-	-	-	-

		CRI	CCT	Voltage	Wattage	Fixture lumen	
①	LED	09	CRI90+	2700K/3000K	48V	15,5W	466lm
		12	CRI90+	2700K/3000K	48V	17,3W	620lm
		15	CRI90+	2700K/3000K	48V	21,6W	774lm

kreon 3~ 230V track

	Colour	KR-code	Base price (EUR excl. VAT)	
3~circuit track + databus	○	KR736821	149,00	2000mm, white, onetrack, 3~ with DALI
	●	KR736822	149,00	2000mm, black, onetrack, 3~ with DALI
	○	KR736831	218,00	3000mm, white, onetrack, 3~ with DALI
	●	KR736832	218,00	3000mm, black, onetrack, 3~ with DALI
Track accessories	○	KR736801	4,00	End cap, white
	●	KR736802	4,00	End cap, black
	○	KR736101	11,00	PVC cover, 1000mm, white
	●	KR736102	11,00	PVC cover, 1000mm, black
		KR746920	99,00	Cutting tool for track conductors
Connections	○	KR736601	31,00	End feed, earth right, white
	●	KR736602	31,00	End feed, earth right, black
	○	KR736611	31,00	End feed, earth left, white
	●	KR736612	31,00	End feed, earth left, black
	○	KR736641	21,00	Straight connector, white
	●	KR736642	21,00	Straight connector, black
	○	KR736401	62,00	Mid feed, white
	●	KR736402	62,00	Mid feed, black
	○	KR736201	66,00	I-coupler with feed, white
	●	KR736202	66,00	I-coupler with feed, black
	○	KR736701	80,00	L-coupler with feed, earth inside, white
	●	KR736702	80,00	L-coupler with feed, earth inside, black
	○	KR736711	80,00	L-coupler with feed, earth outside, white
	●	KR736712	80,00	L-coupler with feed, earth outside, black
	○	KR736901	94,00	Adjustable corner with feed, white
	●	KR736902	94,00	Adjustable corner with feed, black

kreon 3~ 230V track

	Colour	KR-code	Base price (EUR excl. VAT)	
Track fixing accessories		<u>KR736000</u>	7,00	Installation bracket surface mounted
	○	<u>KR791211-HV</u>	68,00	Connection box ø65 x 52, white ☺
	●	<u>KR791212-HV</u>	68,00	Connection box ø65 x 52, black ☺
		<u>KR736410</u>	82,00	Supply cable transparant 6x0,75mm ² , 4000mm
Zubehör für aufgehängte 3~230V-Schienen		<u>KR726963</u>	39,00	Suspension steel wire 1500mm
		<u>KR726973</u>	46,00	Suspension steel wire 3000mm
		<u>KR736212</u>	19,00	Suspension bracket for suspension wire
		<u>KR736312</u>	25,00	Suspension bracket for suspension wire, mechanical coupler

kreon 3~ 230V track recessed

	Colour	KR-code	Base price (EUR excl. VAT)	
3~circuit track + databus	○	KR736921	145,00	2000mm, white, recessed onetrack, 3~ with DALI
	●	KR736922	145,00	2000mm, black, recessed onetrack, 3~ with DALI
	○	KR736931	227,00	3000mm, white, recessed onetrack, 3~ with DALI
	●	KR736932	227,00	3000mm, black, recessed onetrack, 3~ with DALI
Track accessories	○	KR736811	6,00	End cap, white
	●	KR736812	6,00	End cap, black
	○	KR736101	11,00	PVC cover, 1000mm, white
	●	KR736102	11,00	PVC cover, 1000mm, black
	○	KR746920	99,00	Cutting tool for track conductors
Connections	○	KR736601	31,00	End feed, earth right, white
	●	KR736602	31,00	End feed, earth right, black
	○	KR736611	31,00	End feed, earth left, white
	●	KR736612	31,00	End feed, earth left, black
	○	KR736641	21,00	Straight connector, white
	●	KR736642	21,00	Straight connector, black
	○	KR736401	62,00	Mid feed, white
	●	KR736402	62,00	Mid feed, black
	○	KR736201	66,00	I-coupler with feed, white
	●	KR736202	66,00	I-coupler with feed, black
	○	KR736701	80,00	L-coupler with feed, earth inside, white
	●	KR736702	80,00	L-coupler with feed, earth inside, black
	○	KR736711	80,00	L-coupler with feed, earth outside, white
●	KR736712	80,00	L-coupler with feed, earth outside, black	

kreon 3~ 230V track recessed

	Colour	KR-code	Base price (EUR excl. VAT)	
Accessories for connections	○	<u>KR736631</u>	16,00	Recessed cover for endfeed, white
	●	<u>KR736632</u>	16,00	Recessed cover for endfeed, black
	○	<u>KR736231</u>	17,00	Recessed cover for I-coupler, white
	●	<u>KR736232</u>	17,00	Recessed cover for I-coupler, black
	○	<u>KR736731</u>	14,00	Recessed cover for L-coupler, white
	●	<u>KR736732</u>	14,00	Recessed cover for L-coupler, black
Accessories for suspended 3~230V-track		<u>KR726963</u>	39,00	Suspension steel wire 1500mm
		<u>KR736212</u>	19,00	Suspension bracket for suspension wire
		<u>KR736312</u>	25,00	Suspension bracket for suspension wire, mechanical coupler

kreon 3~ 230V track



erubo on-track high output

Colour
KR-code
Light sources

Base price (EUR excl. VAT)

9027
2700K, CRI90+
9030
3000K, CRI90+
9040
4000K, CRI90+
9527
2700K, CRI95+
9530
3000K, CRI95+
9540
4000K, CRI95+
FL
Flood (24°)
WFL
Wide flood (38°)
PD
Phase dimming

○ KR927635 ①

530,00

- - - 29,00 29,00 29,00

- - -





● KR927632 ①

530,00

- - - 29,00 29,00 29,00




- - -

kreon 3~ 230V track + databus

	Colour	KR-code	Light sources	Base price (EUR excl. VAT)	9027 2700K, CRI90+	9030 3000K, CRI90+	9040 4000K, CRI90+	9527 2700K, CRI95+	9530 3000K, CRI95+	9540 4000K, CRI95+	SSP Superspot (18°)	SP Spot (33°)	FL Flood (54°)	WFL Wide flood (69°)	SW ON/OFF	DD DALI dimming
 holon 60 directional, on-track 230Vdc (eutrac), low louvre Gear: incl. ☺	○	KR962971	①	415,00	-	-	-	18,00	18,00	18,00	-	-	-	-	-	29,00
	●	KR962972	①	415,00	-	-	-	18,00	18,00	18,00	-	-	-	-	-	29,00
 holon 60 directional, on-track 230Vdc (eutrac), deep recessed louvre Gear: incl. ☺	○	KR962871	②	415,00	-	-	-	18,00	18,00	18,00	-	-	-	-	-	29,00
	●	KR962872	②	415,00	-	-	-	18,00	18,00	18,00	-	-	-	-	-	29,00
	◐	KR962875	②	415,00	-	-	-	18,00	18,00	18,00	-	-	-	-	-	29,00
 holon 60 directional, on-track 230Vdc (onetrack), low louvre Gear: incl. ☺	○	KR962981	①	415,00	-	-	-	18,00	18,00	18,00	-	-	-	-	-	29,00
	●	KR962982	①	415,00	-	-	-	18,00	18,00	18,00	-	-	-	-	-	29,00
 holon 60 directional, on-track 230Vdc (onetrack), deep recessed louvre Gear: incl. ☺	○	KR962881	②	415,00	-	-	-	18,00	18,00	18,00	-	-	-	-	-	29,00
	●	KR962882	②	415,00	-	-	-	18,00	18,00	18,00	-	-	-	-	-	29,00
	◐	KR962885	②	415,00	-	-	-	18,00	18,00	18,00	-	-	-	-	-	29,00



		CRI	CCT	Voltage	Wattage	Fixture lumen
① LED	SSP & SP	CRI90+	2700K/3000K/4000K	230V	13W	808lm
		CRI95+	2700K/3000K/4000K	230V		727lm
	FL & WFL	CRI90+	2700K/3000K/4000K	230V	21W	1616lm
		CRI95+	2700K/3000K/4000K	230V		1454lm
② LED	SSP & SP	CRI90+	2700K/3000K/4000K	230V	13W	788lm
		CRI95+	2700K/3000K/4000K	230V		709lm
	FL	CRI90+	2700K/3000K/4000K	230V	21W	1523lm
		CRI95+	2700K/3000K/4000K	230V		1370lm

kreon holon 60

	Colour	KR-code	Light sources	Base price (EUR excl. VAT)	9027 2700K, CRI90+	9030 3000K, CRI90+	9040 4000K, CRI90+	9527 2700K, CRI95+	9530 3000K, CRI95+	9540 4000K, CRI95+	SSP Superspot (18°)	SP Spot (33°)	FL Flood (54°)	WFL Wide flood (69°)	SW ON/OFF	DD DALI dimming
 holon 60 fixed, on-track 230Vdc (onetrack), low louvre Gear: incl. ☉	○	KR962381	①	316,00	-	-	-	18,00	18,00	18,00	-	-	-	-	-	29,00
	●	KR962382	①	316,00	-	-	-	18,00	18,00	18,00	-	-	-	-	-	29,00
 holon 60 fixed, on-track 230Vdc (onetrack), deep recessed louvre Gear: incl. ☉	○	KR962581	②	316,00	-	-	-	18,00	18,00	18,00	-	-	-	-	-	29,00
	●	KR962582	②	316,00	-	-	-	18,00	18,00	18,00	-	-	-	-	-	29,00
	◐	KR962585	②	316,00	-	-	-	18,00	18,00	18,00	-	-	-	-	-	29,00
 holon 60 wallwasher, on-track 230Vdc (onetrack) Gear: incl. ☉	○	KR962481	③	326,00	-	-	-	18,00	18,00	18,00	-	-	-	-	-	29,00
	●	KR962482	③	326,00	-	-	-	18,00	18,00	18,00	-	-	-	-	-	29,00





			CRI	CCT	Voltage	Wattage	Fixture lumen
①	LED	SSP & SP	CRI90+	2700K/3000K/4000K	230V	13W	727lm
			CRI95+	2700K/3000K/4000K	230V		654lm
	FL & WFL	CRI90+	2700K/3000K/4000K	230V	21W	1470lm	
		CRI95+	2700K/3000K/4000K	230V		1323lm	
②	LED	SSP & SP	CRI90+	2700K/3000K/4000K	230V	13W	687lm
			CRI95+	2700K/3000K/4000K	230V		618lm
	FL	CRI90+	2700K/3000K/4000K	230V	21W	1382lm	
		CRI95+	2700K/3000K/4000K	230V		1244lm	
③	LED	WW	CRI90+	2700K/3000K/4000K	230V	13W	710lm
			CRI95+	2700K/3000K/4000K	230V		639lm

kreon 3~ 230V track

		Colour	KR-code	Light sources	Base price (EUR excl. VAT)	9027 2700K, CRI90+	9030 3000K, CRI90+	9040 4000K, CRI90+	9527 2700K, CRI95+	9530 3000K, CRI95+	9540 4000K, CRI95+	FL Flood (30°)	WFL Wide flood (38°)	SW Switchable on/off	DD DALI dimming
	holon 80 directional on-track, low louvre Gear: incl.	○	<u>KR962041</u>	①	625,00	–	–	–	28,00	28,00	28,00	–	–	–	41,00
		●	<u>KR962042</u>	①	625,00	–	–	–	28,00	28,00	28,00	–	–	–	41,00
	holon 80 directional on-track, deep recessed louvre Gear: incl.	○	<u>KR962941</u>	①	625,00	–	–	–	28,00	28,00	28,00	–	–	–	41,00
		●	<u>KR962942</u>	①	625,00	–	–	–	28,00	28,00	28,00	–	–	–	41,00
		◐	<u>KR962945</u>	①	625,00	–	–	–	28,00	28,00	28,00	–	–	–	41,00

	CRI	CCT	Voltage	Wattage	Fixture lumen
① LED	CRI90+	2700K/3000K/4000K	230V	17,1W	1610lm
	CRI95+	2700K/3000K/4000K	230V	12,9W	1610lm











kreon audio recessed

	Colour	KR-code	Base price (EUR excl. VAT)	RD1 Round, white	RD2 Round, black	SQ1 Square, white	SQ2 Square, black	Required accessories
		<u>KR907091</u>	289,00					■
		<u>KR907092</u>	289,00					■
		<u>KR907891</u>	393,00					■
		<u>KR907892</u>	393,00					■
		<u>KR937091</u>	333,00	-	-	-	-	
		<u>KR937092</u>	333,00	-	-	-	-	
		<u>KR937991</u>	478,00	-	-	-	-	
		<u>KR937992</u>	478,00	-	-	-	-	

kreon audio recessed accessories

	KR-code	Base price (EUR excl. VAT)	
■ Required accessories			
Plasterkit (round)	<u>KR717104</u>	25,00	Plasterkit aplis in-line 80, front mounting, no shadowgap
	<u>KR717108</u>	25,00	Plasterkit aplis in-line 80, front mounting, shadowgap
	<u>KR717000</u>	36,00	Plasterkit aplis in-line 80, back mounting, no shadowgap
	<u>KR707204</u>	32,00	Plasterkit aplis in-line 120, front mounting, no shadowgap
	<u>KR707208</u>	32,00	Plasterkit aplis in-line 120, front mounting, shadowgap
Plasterkit (square)	<u>KR717114</u>	25,00	Plasterkit down in-line 80, front mounting, no shadowgap
	<u>KR717118</u>	25,00	Plasterkit down in-line 80, front mounting, shadowgap
	<u>KR707214</u>	29,00	Plasterkit down in-line 120, front mounting, no shadowgap
	<u>KR707218</u>	29,00	Plasterkit down in-line 120, front mounting, shadowgap
Installation kit (round)	<u>KR717100</u>	31,00	Installation kit, no shadowgap
Louvre (round)	<u>KR717106</u>	21,00	Louvre aplis in-line 80, white
	<u>KR717122</u>	21,00	Louvre aplis in-line 80, black
	<u>KR717124</u>	46,00	Louvre aplis in-line 80, brushed bronze
	<u>KR717127</u>	46,00	Louvre aplis in-line 80, brushed nickel
	<u>KR717128</u>	46,00	Louvre aplis in-line 80, brushed gold
	<u>KR717129</u>	46,00	Louvre aplis in-line 80, gun black
	<u>KR707206</u>	23,00	Louvre aplis in-line 120, white
	<u>KR707222</u>	23,00	Louvre aplis in-line 120, black
Louvre (square)	<u>KR717116</u>	21,00	Louvre down in-line 80, white
	<u>KR717112</u>	21,00	Louvre down in-line 80, black
	<u>KR717115</u>	74,00	Louvre down in-line 80, gun black
	<u>KR717113</u>	74,00	Louvre down in-line 80, red satin copper
	<u>KR707216</u>	23,00	Louvre down in-line 120, white
	<u>KR707212</u>	23,00	Louvre down in-line 120, black



kreon audio in cadre

		Colour	KR-code	Base price (EUR excl. VAT)	9027 2700K, CRI90+	9030 3000K, CRI90+	VD 1-10V dimming	DD DALI dimming	Required accessories
	cadre 1200 linear		<u>KR963460</u>	1687,00	-	-	-	11,00	
			<u>KR963462</u>	1687,00	-	-	-	11,00	
	cadre 1500 linear		<u>KR963470</u>	1859,00	-	-	-	11,00	
			<u>KR963472</u>	1859,00	-	-	-	11,00	

kreon audio in cadre accessories

		Colour	KR-code	Base price (EUR excl. VAT)
■ Required accessories				
Leather telescopic suspension, black anodised (for KR9634x2)				
Pendant height 900-1200 mm	End part	○	<u>KR763761</u>	845,00
		●	<u>KR763762</u>	845,00
Coupler		○	<u>KR763361</u>	422,00
		●	<u>KR763362</u>	422,00
Pendant height 1200-1650 mm	End part	○	<u>KR763861</u>	878,00
		●	<u>KR763862</u>	878,00
Coupler		○	<u>KR763461</u>	439,00
		●	<u>KR763462</u>	439,00
Leather telescopic suspension, chrome (for KR9634x0)				
Pendant height 900-1200 mm	End part	○	<u>KR763751</u>	914,00
		●	<u>KR763752</u>	914,00
Coupler		○	<u>KR763351</u>	457,00
		●	<u>KR763352</u>	457,00
Pendant height 1200-1650 mm	End part	○	<u>KR763851</u>	973,00
		●	<u>KR763852</u>	973,00
Coupler		○	<u>KR763451</u>	487,00
		●	<u>KR763452</u>	487,00

kreon audio in-cana

	Colour	KR-code	Base price (EUR excl. VAT)	Required accessories	Optional accessories
	○	<u>KR934211</u>	573,00	■	■
	●	<u>KR934212</u>	573,00	■	■
	○	<u>KR934261</u>	573,00	■	■
	●	<u>KR934262</u>	573,00	■	■


■ Required accessories

See kreon cana 80 on page 72 for more information on the serie.

■ Optional accessories

See kreon cana 80 on page 72 for more information on the serie.

kreon audio in nuit

	KR-code	Base price (EUR excl. VAT)	Required accessories	Optional accessories
 nuit	<u>KR974890</u>	500,00	■	■

■ Required accessories

See kreon nuit range on page 234 for more information on the serie.

■ Optional accessories

See kreon nuit range on page 234 for more information on the serie.

	Colour	KR-code	Base price (EUR excl. VAT)	Optional accessories
mini kreamp amplifier DIN-rail 4-positions		<u>KR957020</u>	575,00	■
kreamp amplifier DIN-rail 6-positions		<u>KR957025</u>	806,00	■
connect BT ↗ + jack LxH 80x80, 68mm standard socket box	○	<u>KR957321</u>	408,00	
	●	<u>KR957322</u>	408,00	
subwoofer LxH 560x190x113		<u>KR957620</u>	960,00	
■ Optional accessories				
Voltage		<u>KR757020</u>	84,00	DIN-rail 24V-60W for minikreamp
		<u>KR757025</u>	172,00	DIN-rail 48V-100W for minikreamp
Cable RJ45		<u>KR710102</u>	2,00	Cable RJ45, 0.3m
		<u>KR710000</u>	3,00	Cable RJ45, 0.5m
		<u>KR710005</u>	11,00	Cable RJ45, 5m
		<u>KR710010</u>	18,00	Cable RJ45, 10m
		<u>KR710020</u>	35,00	Cable RJ45, 20m
Splitter		<u>KR710300</u>	110,00	Splitterbox

kreon HQ

Industrieweg Noord 1152
3660 Oudsbergen
Belgium
T +32 89 81 97 80
belgium@kreon.com
www.kreon.com

kreon Austria

T +43 676 692 00 10
austria@kreon.com

kreon China / The Belgian House

Changle Road Lane 672, No. 33,
Building No. 5,
Jingan, Shanghai
China
T +86 183 1711 3541
china@kreon.com

kreon France

5, rue d'Aboukir
75002 Paris
France
T +33 1 44 50 53 54
france@kreon.com

kreon Germany

Brühler Straße 11-13
50968 Cologne
Germany
T +49 221 937 22 0
germany@kreon.com

kreon Italy

Via V. Forcella 5
20144 Milano
Italy
T +39 02 89 42 08 46
italy@kreon.com

kreon Middle East & India

Dubai Airport Free Zone Area (DAFZA)
West Wing 6
Office 6 WA 634
P.O. Box 293889
Dubai
United Arab Emirates
T +971 56 705 2522
middle.east@kreon.com

kreon Inc.

North America & Canada
20 Murray Hill Parkway
Suite #180
East Rutherford NJ 07073
T +1 (201) 298-44 48
usa@kreon.com

kreon Poland

T +48 504 788 355
poland@kreon.com

kreon Scandinavia

T +31 (0)652 39 16 80
auke.bakker@kreon.com

kreon South East Asia

Singapore
T +65 62 22 33 93
singapore@kreon.com

kreon Spain & Portugal

Ángel Guimera 7-9 local C
Barcelona 08017
Spain
T +34 600 462 551
spain@kreon.com

kreon Switzerland

Neufeldweg 6
5103 Möriken
Switzerland
T +41 61 316 74 01
switzerland@kreon.com

kreon The Netherlands

Danzigerbocht 39
1013 AM Amsterdam
The Netherlands
T +31 2 02 153 333
the.netherlands@kreon.com

kreon Turkey

Şehit Murat Demirli Cad. Resadiye Yolu 76
Alemdag-Ümraniye 34794
Istanbul
Turkey
T +90 216 430 86 00
turkey@kreon.com

kreon UK

67 Maltings Place
169 Tower Bridge Road
London
SE1 3LJ
United Kingdom
T +44 20 7740 2112
uk@kreon.com